

ThreatQuotient

A Securonix Company



Flashpoint Ignite CDF

Version 3.4.1 rev-a

February 23, 2026

ThreatQuotient

20130 Lakeview Center Plaza Suite 400
Ashburn, VA 20147

 **ThreatQ Supported**

Support

Email: tq-support@securonix.com

Web: <https://ts.securonix.com>

Phone: 703.574.9893

Contents

Warning and Disclaimer	3
Support	4
Integration Details	5
Introduction	6
Prerequisites	7
Compromised Card Custom Object	7
ThreatQ V6 Steps.....	7
ThreatQ v5 Steps	8
Installation	10
Configuration	11
Flashpoint Ignite Parameters	11
Flashpoint Ignite Community Ransomware Parameters	13
Flashpoint Ignite Indicators Parameters	15
Flashpoint Ignite Media Sources Parameters	17
Flashpoint Ignite Card Fraud Mitigation Parameters	19
ThreatQ Mapping	21
Flashpoint Ignite.....	21
Flashpoint Ignite Community Ransomware.....	24
Flashpoint Ignite Indicators	27
Indicator map.....	28
Hash map.....	29
Extracted Config Note.....	29
Flashpoint Ignite Media Sources.....	30
Flashpoint Ignite Card Fraud Mitigation	34
Average Feed Run	37
Flashpoint Ignite.....	37
Flashpoint Ignite Community Ransomware	38
Flashpoint Ignite Indicators	38
Flashpoint Ignite Media Sources.....	39
Flashpoint Ignite Card Fraud Mitigation	39
Known Issues / Limitations	40
Change Log	41

Warning and Disclaimer

ThreatQuotient, Inc. provides this document “as is”, without representation or warranty of any kind, express or implied, including without limitation any warranty concerning the accuracy, adequacy, or completeness of such information contained herein. ThreatQuotient, Inc. does not assume responsibility for the use or inability to use the software product as a result of providing this information.

Copyright © 2026 ThreatQuotient, Inc.

All rights reserved. This document and the software product it describes are licensed for use under a software license agreement. Reproduction or printing of this document is permitted in accordance with the license agreement.

Support

This integration is designated as **ThreatQ Supported**.


Support Email: tq-support@securonix.com

Support Web: <https://ts.securonix.com>

Support Phone: 703.574.9893

Integrations/apps/add-ons designated as **ThreatQ Supported** are fully supported by ThreatQuotient's Customer Support team.

ThreatQuotient strives to ensure all ThreatQ Supported integrations will work with the current version of ThreatQuotient software at the time of initial publishing. This applies for both Hosted instance and Non-Hosted instance customers.

 ThreatQuotient does not provide support or maintenance for integrations, apps, or add-ons published by any party other than ThreatQuotient, including third-party developers.

Integration Details

ThreatQuotient provides the following details for this integration:

Current Integration Version 3.4.1

Compatible with ThreatQ Versions $\geq 5.12.0$

Support Tier ThreatQ Supported

Introduction

The Flashpoint Ignite CDF delivers actionable threat intelligence in the form of compromised Adversaries, Attack Patterns, Compromised Cards, Indicators, Malware, Reports and Vulnerabilities.

The integration ingests threat intelligence data from the following feeds:

- **Flashpoint Ignite** - ingests compromised Reports and any Indicators, Adversaries, Malware, Vulnerabilities and Attack Patterns.
- **Flashpoint Ignite Community Ransomware** - requests article and conversation data gathered by Flashpoint Ignite regarding Ransomware.
- **Flashpoint Ignite Indicators** - ingests indicators requested from Flashpoint Ignite.
- **Flashpoint Ignite Media Sources** - ingests media data that has been analyzed by Flashpoint Ignite Optical Character Recognition (OCR) process.
- **Flashpoint Ignite Fraud Mitigation** - ingests compromised credit cards from illicit communities and data breaches.

The integration ingests the following system object types:

- Adversaries
 - Adversary Attributes
- Attack Patterns
- Compromised Card (custom object)
- Indicators
 - Indicator Attributes
- Malware
- Reports
- Vulnerabilities

Prerequisites


The Flashpoint Ignite CFD requires the following:

- Flashpoint Ignite API Key.
- Compromised Card custom object.

Compromised Card Custom Object

The integration requires the Compromised Card custom object.

Use the steps provided to install the custom object.

 When installing the custom objects, be aware that any in-progress feed runs will be cancelled, and the API will be in maintenance mode.

ThreatQ V6 Steps

Use the following steps to install the custom object in ThreatQ v6:

1. Download the integration bundle from the ThreatQ Marketplace.
2. Unzip the bundle and locate the custom object files.



The custom object files will typically consist of a JSON definition file, install.sh script, and a images folder containing the svg icons.

3. SSH into your ThreatQ instance.
4. Set your install pathway environment variable. This command will retrieve the install pathway from your configuration file and set it as variable for use during this installation process.

```
INSTALL_CONF="/etc/threatq/platform/install.conf" if [ -f  
"$INSTALL_CONF" ]; then source "$INSTALL_CONF" fi MISC_DIR="$  
{INSTALL_BASE_PATH:-/var/lib/threatq}/misc"
```

5. Navigate to the tmp folder using the environment variable:

```
cd $MISC_DIR
```

6. Upload the custom object files, including the images folder.

The directory structure should resemble the following:

- install.sh
- <custom_object_name>.json
- images (directory)
 - <custom_object_name>.svg

7. Run the following command:

```
kubectl exec -it deployment/api-schedule-run -n threatq -- sh /var/lib/threatq/misc/install.sh /var/lib/threatq/misc
```



The installation script will automatically put the application into maintenance mode, move the files to their required directories, install the custom object, update permissions, bring the application out of maintenance mode, and restart dynamo.

8. Delete the `install.sh`, definition json file, and images directory from step 6 after the object has been installed as these files are no longer needed.

ThreatQ v5 Steps

Use the following steps to install the custom objects in ThreatQ v5:

1. Download the integration zip file from the ThreatQ Marketplace and unzip its contents.
2. SSH into your ThreatQ instance.
3. Navigate to tmp directory:

```
cd /tmp/
```

4. Create a new directory:

```
mkdir ignite_cdf
```

5. Upload the **compromised_card.json** and **install.sh** script into this new directory.
6. Create a new directory called **images** within the `ignite_cdf` directory.

```
mkdir images
```

7. Upload the `compromised_card.svg`.
8. Navigate to the `/tmp/ignite_cdf`.

The directory should resemble the following:

- tmp
 - **ignite_cdf**
 - **compromised_card.json**
 - **install.sh**
 - **images**
 - **compromised_card.svg**

9. Run the following command to ensure that you have the proper permissions to install the custom object:

```
chmod +x install.sh
```

10. Run the following command:

```
sudo ./install.sh
```




You must be in the directory level that houses the `install.sh` and `json` files when running this command.

The installation script will automatically put the application into maintenance mode, move the files to their required directories, install the custom object, update permissions, bring the application out of maintenance mode, and restart dynamo.


11. Remove the temporary directory, after the custom object has been installed, as the files are no longer needed:

```
rm -rf ignite_cdf
```


Installation

 The CDF requires the installation of the Compromised Card custom object before installing the actual CDF. See the [Prerequisites](#) chapter for more details. The custom object must be installed prior to installing the CDF. Attempting to install the CDF without the custom object will cause the CDF install process to fail.

Perform the following steps to install the integration:

 The same steps can be used to upgrade the integration to a new version.

1. Log into <https://marketplace.threatq.com/>.
2. Locate and download the integration zip file.
3. Extract the contents of the zip and install the required Compromised Card custom object.
4. Navigate to the integrations management page on your ThreatQ instance.
5. Click on the **Add New Integration** button.
6. Upload the integration yaml file using one of the following methods:
 - Drag and drop the file into the dialog box
 - Select **Click to Browse** to locate the integration on your local machine
7. Select the individual feeds to install, when prompted, and click **Install**.

 ThreatQ will inform you if the feed already exists on the platform and will require user confirmation before proceeding. ThreatQ will also inform you if the new version of the feed contains changes to the user configuration. The new user configurations will overwrite the existing ones for the feed and will require user confirmation before proceeding.

8. The feed(s) will be added to the integrations page. You will still need to [configure and then enable](#) the feed.

Configuration



ThreatQuotient does not issue API keys for third-party vendors. Contact the specific vendor to obtain API keys and other integration-related credentials.

To configure the integration:

1. Navigate to your integrations management page in ThreatQ.
2. Select the **Commercial** option from the *Category* dropdown (optional).



If you are installing the integration for the first time, it will be located under the **Disabled** tab.

3. Click on the integration entry to open its details page.
4. Enter the following parameters under the **Configuration** tab:

Flashpoint Ignite Parameters

PARAMETER	DESCRIPTION
API Key	Your Flashpoint API Key.
Parse for Selected Indicators	Select the types of indicators to parse out of the report body. Options include: <ul style="list-style-type: none"> ◦ CVEs ◦ MD5 Hashes ◦ SHA-1 Hashes ◦ SHA-256 Hashes ◦ SHA-512 Hashes ◦ IP Addresses
Save Actor Profile As	Determines whether a Report containing a Tag with an 'Actor Profile' value should be ingested as an Adversary or as an Intrusion Set.
Enable SSL Verification	When checked, validates the host-provided SSL certificate. This option is enabled by default.

PARAMETER

DESCRIPTION

Disable Proxies

Enable this option if the feed should not honor proxies set in the ThreatQ UI.

< Flashpoint Ignite



Disabled Enabled
 Run Integration
 Uninstall

Additional Information

Integration Type: Feed
Version:

Configuration Activity Log

Authentication and Connection

API Key

- Enable SSL Verification
- Disable Proxies
If true, specifies that this feed should not honor any proxies setup in ThreatQuotient.

Ingestion Options

Parse For Selected Indicators

Indicator types to be parsed out of the report body. (they will be added with the "Review" status)

- CVEs
- MD5 Hashes
- SHA1 Hashes
- SHA-256 Hashes
- SHA-512 Hashes
- IP Addresses

Save Actor Profile As

Determines whether a Report containing a Tag with an 'Actor Profile' value should be ingested as an Adversary or as an Intrusion Set.

Flashpoint Ignite Community Ransomware Parameters

PARAMETER	DESCRIPTION
API Key	Your Flashpoint API Key.
Related IoCs Filter	Select the IoCs to ingest into the ThreatQ platform. Options include: <ul style="list-style-type: none"> ◦ Email Address ◦ IP Address ◦ FQDN
Append Translation to the Description	If a translation is available, it will added to the description.
Search Query	Optional - This query allows you to specify additional keywords that the returned result must contain.
Enable SSL Verification	When checked, validates the host-provided SSL certificate. This option is enabled by default.
Disable Proxies	Enable this option if the feed should not honor proxies set in the ThreatQ UI.

< Flashpoint Ignite Community Ransomware



Disabled Enabled

Run Integration

Uninstall

Additional Information

Integration Type: Feed

Version:

Configuration Activity Log

Authentication and Connection

API Key

- Enable SSL Verification
- Disable Proxies
If true, specifies that this feed should not honor any proxies setup in ThreatQuotient.

Filtering Options

Related IoCs Filter

Select which IoCs types should be ingested into ThreatQ

- Email Address
- IP Address
- FQDN

Search Query (Optional)

This query allows to specify additional keywords that the returned result must contain

Ingestion Options

- Append translation to the description
If a translation is available it is added to the description

Flashpoint Ignite Indicators Parameters

PARAMETER	DESCRIPTION
API Key	Your Flashpoint API Key.
Indicator Type Filter	<p>Select the types of indicators to ingest into ThreatQ. Options include:</p> <ul style="list-style-type: none"> ◦ MD5 Hashes <i>(default)</i> ◦ SHA-1 Hashes <i>(default)</i> ◦ SHA-256 Hashes <i>(default)</i> ◦ SHA-512 Hashes <i>(default)</i> ◦ URLs <i>(default)</i> ◦ Domains <i>(default)</i> ◦ IP Address <i>(default)</i> ◦ Email Addresses <i>(default)</i>
Flashpoint Sources	<p>Select which Flashpoint-provided sources to ingest into ThreatQ. Options include:</p> <ul style="list-style-type: none"> ◦ Flashpoint Analyst <i>(default)</i> ◦ Flashpoint APT <i>(default)</i> ◦ Flashpoint Collab <i>(default)</i> ◦ Flashpoint Detection <i>(default)</i> ◦ Flashpoint Extraction <i>(default)</i> ◦ Flashpoint Infected Hosts <i>(default)</i>
Minimum Score	<p>Filter indicators by their minimum score tier. Options include:</p> <ul style="list-style-type: none"> ◦ Informational <i>(default)</i> ◦ Suspicious ◦ Malicious
Enable SSL Verification	When checked, validates the host-provided SSL certificate. This option is enabled by default.
Disable Proxies	Enable this option if the feed should not honor proxies set in the ThreatQ UI.

< Flashpoint Ignite Indicators



Disabled Enabled

[Run Integration](#)

[Uninstall](#)

Additional Information

Integration Type: Feed

Version:

[Configuration](#) [Activity Log](#)

Authentication and Connection

API Key

- Enable SSL Verification
- Disable Proxies
If true, specifies that this feed should not honor any proxies setup in ThreatQuotient.

Filtering Options

Indicator Type Filter

Select which indicator types you want ingested into ThreatQ.

- MDS Hashes
- SHA-1 Hashes
- SHA-256 Hashes
- URLs
- Domains
- IP Address
- Filename
- Email Addresses

Minimum Score

Filter indicators by their minimum score tier.

Flashpoint Sources

Select which Flashpoint provided sources to ingest into ThreatQ.

- Flashpoint Analyst
- Flashpoint APT
- Flashpoint Collab
- Flashpoint Detection

Flashpoint Ignite Media Sources Parameters

PARAMETER	DESCRIPTION
API Key	Your Flashpoint API Key.
Search Query	Optional - This query allows to specify additional keywords that the returned media must contain.
Context Filter	Select the pieces of enrichment context to ingest. Options include: <ul style="list-style-type: none">◦ Source◦ Source Type◦ Platform URL◦ Tags
Enable SSL Verification	When checked, validates the host-provided SSL certificate. This option is enabled by default.
Disable Proxies	Enable this option if the feed should not honor proxies set in the ThreatQ UI.

< Flashpoint Ignite Media Sources



Disabled Enabled

[Run Integration](#)

[Uninstall](#)

Additional Information

Integration Type: Feed
Version:

[Configuration](#) [Activity Log](#)

Authentication and Connection

API Key

- Enable SSL Verification
- Disable Proxies
If true, specifies that this feed should not honor any proxies setup in ThreatQuotient.

Filtering Options

Search Query (Optional)

communication

This query allows to specify additional keywords that the returned media must contain

Context Filter

Select the pieces of enrichment context you want to ingest into ThreatQ

- Source
- Source Type
- Platform URL
- Tags

Flashpoint Ignite Card Fraud Mitigation Parameters

PARAMETER	DESCRIPTION
API Key	Your Flashpoint API Key.
BIN Filter	Optional - The BINs that you want to ingest compromised credit cards for.
Context Filter	<p>Select which pieces of context to bring into ThreatQ with each compromised card. Options include:</p> <ul style="list-style-type: none"> ◦ Account Number ◦ BIN ◦ CVV ◦ Last 4 Digits ◦ Site ◦ Release Name ◦ Owner First Name ◦ Owner Full Name ◦ Sale Price ◦ Source Type ◦ Source ◦ Data Type ◦ Last Observed At ◦ First Observed At ◦ Expiration ◦ Owner City ◦ Owner Region ◦ Owner Country ◦ Owner Zip Code ◦ Site Uri
Enable SSL Verification	When checked, validates the host-provided SSL certificate. This option is enabled by default.
Disable Proxies	Enable this option if the feed should not honor proxies set in the ThreatQ UI.

< Flashpoint Ignite Card Fraud Mitigation



Disabled Enabled

[Run Integration](#)

[Uninstall](#)

Additional Information

Integration Type: Feed

Version:

[Configuration](#)
[Activity Log](#)

Overview

This feed is designed to ingest data from Flashpoint's Card Fraud Mitigation service. More specifically, it will ingest compromised credit cards for the BINs that your organization is monitoring. This will not ingest all compromised credit cards that Flashpoint knows about.

This feed also requires the Compromised Card custom object to be installed into your ThreatQ instance. Please contact the ThreatQ Support team to have it installed.

Authentication and Connection

API Key

Enter your Flashpoint API Key with access to the Card Fraud Mitigation service.

- Enable SSL Verification
- Disable Proxies

If true, specifies that this feed should not honor any proxies setup in ThreatQuotient.

Filtering Options

BIN Filter (Optional)

Enter the BINs that you want to ingest compromised credit cards for. BINs should be entered one per line. If you leave this field blank, all compromised credit cards will be ingested.

Ingest Options

Context Filter

Select which pieces of context you want to bring into ThreatQ with each compromised card.

- Account Number
- BIN
- CVV
- Last 4 Digits
- Site

5. Review any additional settings, make any changes if needed, and click on **Save**.
6. Click on the toggle switch, located above the *Additional Information* section, to enable it.

ThreatQ Mapping

Flashpoint Ignite

The Flashpoint Ignite feed ingests compromised Reports and any related Indicators, Adversaries, Malware, Vulnerabilities and Attack Patterns.

GET <https://api.flashpoint.io/finished-intelligence/v1/reports>

Sample Response:

```
{
  "total": 20,
  "limit": 1,
  "count": 1,
  "skip": 0,
  "data": [
    {
      "id": "XWnZwZYsS1WzljFH2SqIeA",
      "title": "Coronavirus (COVID-19) Threats (Analyst Knowledge Page)",
      "summary": "Risks concerning the coronavirus (COVID-19) began in early
January 2020, shortly after the virus began to receive media attention.",
      "tags": [
        "Cybercrime",
        "Knowledge Base",
        "Malware",
        "Events"
      ],
      "body": "<html><head></head><body class=\"c47 c60\"><div><p class=\"c51
c10 c55\"><span class=....\",
      "title_asset": "/assets/9vXqarKJRPubHLa8UUntAA",
      "title_asset_id": "9vXqarKJRPubHLa8UUntAA",
      "assets": [
        "/assets/agEIfiLjSe6e7FXcuPiaLg",
        "/assets/2c2At8cZTT--JcGvqYUK0w",
        "/assets/6ofKfKcER5aqROXTtSEZsA"
      ],
      "asset_ids": [
        "agEIfiLjSe6e7FXcuPiaLg",
        "2c2At8cZTT--JcGvqYUK0w"
      ],
      "sources": [
        {
          "original": "https://fp.tools/api/v4/indicators/event/5e7a40ba-
e198-4e44-90f5-007b0a212811",
          "platform_url": null,
          "source": null,
          "source_id": null,

```

```

        "type": "External",
        "title": "https://fp.tools/api/v4/indicators/event/5e7a40ba-
e198-4e44-90f5-007b0a212811"
    },
    {
        "original": "https://fp.tools/api/v4/indicators/event/
5e7a471c-6f7c-4097-a4d0-061c0a212913",
        "platform_url": null,
        "source": null,
        "source_id": null,
        "type": "External",
        "title": "https://fp.tools/api/v4/indicators/event/
5e7a471c-6f7c-4097-a4d0-061c0a212913"
    }
],
"is_featured": false,
"ingested_at": "2020-07-31T19:44:52.090+00:00",
"posted_at": "2020-07-31T19:44:52.090+00:00",
"platform_url": "https://fp.tools/home/intelligence/reports/report/
XWnZwZYsS1WzljFH2SqIeA#detail",
"notified_at": null,
"updated_at": "2020-07-31T19:44:52.090+00:00",
"version_posted_at": "2020-07-31T19:40:01.041+00:00",
"published_status": "published"
}
]
}

```

ThreatQuotient provides the following default mapping for this feed:

FEED DATA PATH	THREATQ ENTITY	THREATQ OBJECT TYPE OR ATTRIBUTE KEY	PUBLISHED DATE	EXAMPLES	NOTES
.data[].title	Report.Value	N/A	.data[].ingested_at	'Coronavirus (COVID-19) Threats (Analyst Knowledge Page)'	Extracted value between " if " is available else trimmed Actor Profile: / Actor Profile Update: from the value, only applicable if .tags[] contains Actor Profile as an item
.data[].body	Report.Description	N/A	N/A	<html><head></head><body class=\"c47 c60\"><div><p class=\"c51 c10 c55\"><span class=....	Formatted and trimmed
.data[].summary	Report.Attribute	Summary	.data[].ingested_at	'Risks concerning the coronavirus (COVID-19) began in early January 2020, shortly after...'	Stripped HTML tags

FEED DATA PATH	THREATQ ENTITY	THREATQ OBJECT TYPE OR ATTRIBUTE KEY	PUBLISHED DATE	EXAMPLES	NOTES
.data[].tags	Report.Tag	Tag	N/A	['Cybercrime', 'Knowledge Base', 'Malware', 'Events']	If .tags[] contains Actor Profile as an item, the report will be ingested as selected by the user (see Save Actor Profile As user field)
.data[].sources[].title	Report.Attribute	Source	.data[].ingested_at	['External, https://fp.tools/api/v4/indicators/event/5e7a40ba-e198-4e44-90f5-007b0a212811', ...]	Converted to '.type', '.title', added only if title is present
.data[].asset_ids[]	Report.Attribute	Asset	.data[].ingested_at	https://api.flashpoint.io/finished-intelligence/v1/assets/agEIfiLjSe6e7FXcuPiaLg?size=orig	Converted to https://api.flashpoint.io/finished-intelligence/v1/assets/<asset_id>?size=orig
.data[].published_status	Report.Attribute	Published Status	.data[].ingested_at	'published'	N/A
.data[].platform_url	Report.Attribute	Platform URL	.data[].ingested_at	https://fp.tools/home/intelligence/reports/report/XWnZwZYsS1WzljFH2SqIeA#detail	N/A
.data[].is_featured	Report.Attribute	Is Featured	.data[].ingested_at	false	N/A
.data[].body	Indicator.Value	MD5	.data[].ingested_at	492c423824351f8dc1ed4bba761d200	Extracted using regex
.data[].body	Indicator.Value	SHA1	.data[].ingested_at	2dab955dab3fbf895047d74b5d232ab444e9d0d2	Extracted using regex
.data[].body	Indicator.Value	SHA256	.data[].ingested_at	d028e64bf4ec97dfd655ccd1157a5b96515d461a710231ac8a529d7bdb936ff3	Extracted using regex
.data[].body	Indicator.Value	SHA512	.data[].ingested_at	6473dac67b75194deeaef37103bba17936f6c16ffc2a7345a5a46756996fad748a97f36f8fd4be4e1f264ece313773cc5596099d68e71344d8135f50e5d8971	Extracted using regex
.data[].body	Indicator.Value	IP Address	.data[].ingested_at	167.114.242.226	Extracted using regex
.data[].body	Indicator.Value	CVE	.data[].ingested_at	CVE-2022-26143	Extracted using regex

Flashpoint Ignite Community Ransomware

The Flashpoint Ignite Community Ransomware feed requests article and conversation data gathered by Flashpoint Ignite regarding Ransomware.

POST <https://api.flashpoint.io/sources/v2/communities>

Sample Body:

```
{
  "query": "communication",
  "page": 0,
  "size": 100,
  "include": {
    "type": [
      "ransomware"
    ],
    "date": {
      "start": "2024-04-01T00:00:00Z",
      "end": "2024-04-25T00:00:00Z"
    }
  }
}
```

Sample Response:

```
{
  "items": [
    {
      "id": "hN2MrDM8VtGvSv0Q48ReZQ",
      "author": "CiphBit",
      "date": "2024-04-06T00:00:00Z",
      "enrichments": {
        "location": [
          {
            "country_code": "EG",
            "name": "Arab Republic of Egypt",
            "lat": 27.0,
            "long": 30.0
          }
        ],
        "url_domains": [
          "vietnamnet.vn"
        ],
        "ip_addresses": [
          "179.61.12.162"
        ],
        "email_addresses": [
          "cyberoutlaw@cock.li"
        ],
        "translation": {

```

```

        "language": "english",
        "message": "TermoPlastic S.R.L \n post date, Apr 6, 2024 \n It's a
company.."
    }
},
"first_observed_at": "2024-04-06T05:00:10Z",
"last_observed_at": "2024-05-07T01:03:47Z",
"message": "TermoPlastic S.R.L \n post date, Apr 6, 2024 \n Est una
compania...",
"message_id": "TermoPlastic S.R.L",
"native_id": "TermoPlastic S.R.L",
"site": "CiphBit Ransomware Blog",
"site_actor_handle": "CiphBit",
"site_source_uri":
"ciphbitqyg26jor7eeo6xieyq7reouctefrompp6ogvhqjba7uo4xdid.onion",
"site_title": "CiphBit Ransomware Blog",
"sort_date": "2024-04-06T00:00:00Z",
"title": "TermoPlastic S.R.L",
"type": "ransomware"
}
],
"size": 1,
"total": {
    "value": 1,
    "relation": "="
}
}

```

ThreatQuotient provides the following default mapping for this feed:

FEED DATA PATH	THREATQ ENTITY	THREATQ OBJECT TYPE OR ATTRIBUTE KEY	PUBLISHED DATE	EXAMPLES	NOTES
.items[].type, .items[].title	Report.Value	N/A	.items[].date	Flashpoint Ignite Ransomware: TermoPlastic S.R.L	Format: Flashpoint Ignite <type>: <title>
.data[].message	Report.Description	N/A	N/A	TermoPlastic S.R.L \n post date, Apr 6, 2024 \n Est una compania...	Formatted.
.data[].enrichments.translation.message	Report.Description	N/A	N/A	TermoPlastic S.R.L \n post date, Apr 6, 2024 \n It's a company...	Formatted, User-configurable
.data[].site	Report.Attribute	Source	.items[].date	CiphBit Ransomware Blog	N/A
.data[].enrichments.location.country_code	Report.Attribute	Country Code	.items[].date	EG	N/A
.data[].enrichments.location.name	Report.Attribute	Location	.items[].date	Arab Republic of Egypt	N/A
.data[].enrichments.url_domains	Related Indicator.Value	FQDN	.items[].date	vietnamnet.vn	User-configurable

FEED DATA PATH	THREATQ ENTITY	THREATQ OBJECT TYPE OR ATTRIBUTE KEY	PUBLISHED DATE	EXAMPLES	NOTES
.data[].enrichments .ip_addresses	Related Indicator.Value	IP Address	.items[].date	179.61.12.162	User-configurable
.data[].enrichments email_addresses	Related Indicator.Value	Email Address	.items[].date	cyberoutlaw@cock.li	User-configurable
.data[].author	Related Adversary.Value	N/A	.items[].date	CiphBit	N/A

Flashpoint Ignite Indicators

The Flashpoint Ignite Indicators feed ingests indicators requested from Flashpoint Ignite.

<https://api.flashpoint.io/technical-intelligence/v2/indicators>

Sample Response:

```
{
  "items": [
    {
      "id": "b7VCngwQUiGrNWozMuGfrQ",
      "type": "file",
      "value":
"5f67558aab5387235a7efb0633cd0823a6aba2f106bee5dbc083a931989410e7",
      "href": "https://api.flashpoint.io/technical-intelligence/v2/indicators/
b7VCngwQUiGrNWozMuGfrQ",
      "entity_type": "indicator",
      "score": {
        "value": "malicious",
        "last_scored_at": "2025-05-08T16:30:08.190000"
      },
      "modified_at": "2025-05-08T16:30:08.190000",
      "created_at": "2025-05-08T16:15:14.671000",
      "last_seen_at": "2025-05-08T16:15:14.671000",
      "sort_date": "2025-05-08T16:15:14.671000",
      "platform_urls": {
        "ignite": "https://app.flashpoint.io/cti/malware/iocs/
b7VCngwQUiGrNWozMuGfrQ"
      },
      "hashes": {
        "md5": null,
        "sha1": "956782c65420f85ceb29867ee7e0db2684f3fe9d",
        "sha256":
"5f67558aab5387235a7efb0633cd0823a6aba2f106bee5dbc083a931989410e7"
      },
      "sightings": [
        {
          "source": "external_malware_bazaar",
          "sighted_at": "2025-05-08T16:15:14.671000",
          "tags": [
            "file_type:exe",
            "malware:dcrat",
            "source:external_malware_bazaar"
          ]
        }
      ]
    },
    "latest_sighting": {
      "source": "external_malware_bazaar",
      "sighted_at": "2025-05-08T16:15:14.671000",

```

```

    "tags": [
      "file_type:exe",
      "malware:dcrat",
      "source:external_malware_bazaar"
    ]
  },
  "total_sightings": 1
}
]
}

```

ThreatQuotient provides the following default mapping for this feed:

FEED DATA PATH	THREATQ ENTITY	THREATQ OBJECT TYPE OR ATTRIBUTE KEY	PUBLISHED DATE	EXAMPLES	NOTES
.items[].value	Indicator.Value	.items[].type	.data[].created_at	'5f67558aab5387235a7efb0633cd0823a6aba2f106bee5dbc083a931989410e7'	Indicator type is extracted based on value length. See Indicator map below.
.items[].id	Indicator.Attribute	Flashpoint ID	.data[].created_at	'b7VCngwQUiGrNWozMuGfrQ'	N/A
.items[].score.value	Indicator.Attribute	Score	.data[].created_at	'malicious'	Updatable
.items[].platform_urls.ignite	Indicator.Attribute	Flashpoint Link	.data[].created_at	'https://app.flashpoint.io/cti/malware/iocs/b7VCngwQUiGrNWozMuGfrQ'	N/A
.items[].modified_at	Indicator.Attribute	Modified At	.data[].created_at	'2025-05-08T16:30:08.190000'	Updatable
.items[].last_seen_at	Indicator.Attribute	Last Seen At	.data[].created_at	'2025-05-08T16:15:14.671000'	Updatable
.items[].latest_sighting.tags	Indicator.Tag	N/A	.data[].created_at	'file_type:exe'	N/A
.items[].hashes	Related Indicator.Value	MD5/SHA-1/SHA-256	.data[].created_at	'956782c65420f85ceb29867e7e0db2684f3fe9d'	Relates the indicators with value different than items []. value. The type of the indicator is the items []. hashes key and the value is the items []. hashes value.

Indicator map

URL: URL domain: FQDN ipv4: IP Address file: Hash. See Hash map extracted_config: Filename, URL, FQDN, IP Addresses. See [Extracted Config Note](#).

Hash map

Type is determined based on the Hash length: 32: md5 40: sha-1 64: sha-256.

Extracted Config Note

Extracted_config is a special Flashpoint indicator type, that might have the value in this format:

```
"{"Port": "3000", "ServerID": "vagina", "Password": "1234", "Install_Flag": "TRUE",  
"Install_Directory": "HostManager", "Install_Name": "HostManager.exe", "ActiveX_Startup":  
"{AL887A2X-5730-5620-121P-H80DXJR5ECUY}", "Enable_Message_Box": "FALSE",  
"Activate_Keylogger": "TRUE", "Keylogger_Enable_FTP": "FALSE", "FTP_Directory": "./logs/  
", "FTP_UserName": "ftp_user", "FTP_Password": "none", "FTP Port": "21",  
"FTP_Interval": "30", "Persistence": "TRUE", "Hide_File": "TRUE",  
"Change_CreationDate": "TRUE", "Mutex": "UDPMQ83G215870", "MeltFile": "TRUE",  
"Startup_Policies": "Policies", "USB_Spread": "1000", "P2P_Spread": "none",  
"GoogleChrome_Passwords": "http://www.server.com/sqlite3.dll", "Domain": ["mw2jtag.no-  
ip.info"]}"
```



The indicators are extracted by parsing this value. We might have indicators like: Filename, URL, FQDN, IP Addresses, Email Address. The first parsed indicator will act as main indicator and will have the attributes described in the mapping table, and the rest of the indicators found will act as related indicators.

Flashpoint Ignite Media Sources

The Flashpoint Ignite Media Sources feed ingests media data that has been analyzed by Flashpoint Ignite Optical Character Recognition (OCR) process. The OCR process returns any text, classifications, or logos found within the media that are available for search. The output of the OCR process is ingested as a ThreatQ Report.

POST <https://api.flashpoint.io/sources/v2/media>

Sample Body:

```
{
  "query": "checks",
  "page": 0,
  "size": 50,
  "include": {
    "date": {
      "start": "2024-04-25T00:00:00Z",
      "end": "2024-04-27T00:00:00Z"
    }
  }
}
```

Sample Response

```
{
  "items": [
    {
      "author": "TollaG",
      "author_id": "7093587118",
      "id": "YB3lxHk5XUa9Wa_WmDGMbQ",
      "date": "2024-04-21T03:52:54Z",
      "media_id": "3NoHlK5CVt2ah7EabvQ1lw",
      "media_type": "image",
      "phash": "9037b7c06a8dcd2e",
      "platform_url": "https://app.flashpoint.io/to/media/NEd3Y5sjUS0InCRm6eifdQ?include.date=all+time",
      "site": "Telegram",
      "sort_date": "2024-04-21T03:52:54Z",
      "safe_search": "moderate",
      "size": 80719,
      "storage_uri": "gs://kraken-datalake-media/artifacts/a9/a9cd128156c43f24f20cf67c58f36535d66d50708b5357a5ff124453c4f5b00d",
      "title": "Loaders and Carders(worldwide)",
      "title_id": "1454251053",
      "extracted_classifications": [
        "Communication Device",
        "Font",
        "Portable communications device"
      ],
      "extracted_text": [
        "MARKET\nDDARKNET MARKET\nDARKNET MARKET\nDOPIETAT\nDARKNET MARKET\nC\nRegistered Email\nDARKNET\nEnter password here\nDARKNET"
      ]
    }
  ]
}
```

```

MARKET\nLogin to Logsnow.world\nFast and Easy\nDARK DARKNET
MARKET\nLOGIN\nForgot your password?\nDEWAN LHKKNE:\nDon't have an account?
Sign Up",
  "MARKET",
  "DDARKNET",
  "MARKET",
  "DARKNET",
  "MARKET",
  "DOPIETAT",
  "DARKNET",
  "MARKET",
  "C",
  "Registered",
  "Email",
  "DARKNET",
  "Enter",
  "password",
  "here",
  "DARKNET",
  "MARKET",
  "Login",
  "to",
  "Logsnow.world",
  "Fast",
  "and",
  "Easy",
  "DARK",
  "DARKNET",
  "MARKET",
  "LOGIN",
  "Forgot",
  "your",
  "password",
  "?",
  "DEWAN",
  "LHKKNE",
  ":",
  "Don't",
  "have",
  "an",
  "account",
  "?",
  "Sign",
  "Up"
],
  "image_uri": "gs://kraken-datalake-media/artifacts/a9/
a9cd128156c43f24f20cf67c58f36535d66d50708b5357a5ff124453c4f5b00d",
  "image_sha": "129bff58f43bef754584edeba1a5fcb5922a5b25",
  "type": "chat"
},
{

```

```

    "author": "Caesarin0",
    "id": "odQGJdatWLKef78bmwUFUA",
    "date": "2024-04-20T19:51:41Z",
    "file_name": "/hy4t7009vovc1.png",
    "media_id": "ITDg001BU_yuyZfsPrftPA",
    "media_type": "image",
    "phash": "95330fbc7a8c620f",
    "parent_container_name": "bleach",
    "site": "Reddit",
    "sort_date": "2024-04-20T19:51:41Z",
    "safe_search": "moderate",
    "section": "bleach",
    "section_id": "bleach",
    "size": 102860,
    "storage_uri": "gs://kraken-datalake-media/artifacts/3c/
3cb4835991439191d99e4762d149fc8f73e645ae1df0e3a3d787b76a6b821e24",
    "title": "Theory: Aizen doesn't have a bankai",
    "title_id": "1c8wtu1",
    "extracted_classifications": [
      "Joint",
      "Shoulder",
      "Human"
    ],
    "extracted_text": [
      "...KYÔKA\nSUIGETSU.\nSHATTER\n\"\nSEE.",
      "...",
      "KYÔKA",
      "SUIGETSU",
      ".",
      "SHATTER",
      "\",",
      "SEE",
      "."
    ],
    "image_uri": "gs://kraken-datalake-media/artifacts/3c/
3cb4835991439191d99e4762d149fc8f73e645ae1df0e3a3d787b76a6b821e24",
    "image_sha": "3db5dfc1050d2a444874bc094bd3ce85becbbb5a",
    "type": "reddit"
  }
],
"size": 50,
"total": {
  "value": 5000,
  "relation": ">"
}
}

```

ThreatQuotient provides the following default mapping for this feed:

FEED DATA PATH	THREATQ ENTITY	THREATQ OBJECT TYPE OR ATTRIBUTE KEY	PUBLISHED DATE	EXAMPLES	NOTES
items[].site, items[].title	Report.Value	N/A	.items[].date	Flashpoint Ignite Media: Telegram - Loaders and Carders(worldwide)	Values are concatenate and prepended with Flashpoint Ignite Media
.data[].extracted_text[0]	Report.Description	N/A	N/A	MARKET\nDDARKNET MARKET\nDARKNET MARKET\nDOPIETAT\nDARKNET MARKET\nC\nRegistered Email...	Formatted.
.data[].extracted_classifications[]	Report.Tag	Tag	N/A	['Communication Device', 'Font', 'Portable communications device']	User-configurable.
.data[].site	Report.Attribute	Source	.items[].date	Telegram	User-configurable.
.data[].platform_url	Report.Attribute	Platform URL	.items[].date	https://app.flashpoint.io/to/media/NEd3Y5sjUSOInCRm6eifdQ?include.date=all+time	User-configurable.
.data[].type	Report.Attribute	Source Type	.items[].date	Chat	User-configurable.
.data[].author	Related Adversary.Value	N/A	.items[].date	TollaG	N/A

Flashpoint Ignite Card Fraud Mitigation

The Flashpoint Ignite Card Fraud Mitigation feed detects and ingests compromised credit cards from illicit communities and data breaches.

POST <https://api.flashpoint.io/sources/v2/fraud>

Sample Request Body:

```
{
  "page": 0,
  "size": 10000,
  "include": {
    "date": {
      "after": "2023-01-10T00:00:00Z"
    }
  }
}
```

Sample Response:

```
{
  "size": 7,
  "total": {
    "value": 5000,
    "relation": ">"
  },
  "items": [
    {
      "author": "fernando_club",
      "bin": 517800,
      "card": {
        "expiration": "01/26"
      },
      "cardholder": {
        "location": {
          "city": "LIVERMORE",
          "country": "US",
          "region": "CA",
          "zip_code": "94550"
        }
      },
      "date": "2024-03-19T19:29:41Z",
      "first_observed_at": "2024-03-19T19:29:41Z",
      "last_observed_at": "2024-03-19T19:29:41Z",
      "prices": [
        24
      ],
      "release": {
        "name": "March, 2024",
        "id": "6brA7geGXBhI1uON0iMFg"
      }
    }
  ]
}
```

```

    },
    "site": "Fernando Club",
    "author_alias": [
      "fernando_club"
    ],
    "site_source_uri": "fernandogoods.biz",
    "id": "rdPOB562X6-BywkMhVHy0g",
    "source_type": "shop",
    "type": "partial_card_cvv"
  },
  {
    "author": "CC CHEAPLUXURY SCRAPE",
    "bin": 470881,
    "card": {
      "cvv": 614,
      "expiration": "08/2024",
      "number": 4708810311302243
    },
    "created_at": "2024-07-11T05:24:46Z",
    "date": "2024-07-11T05:24:46Z",
    "first_observed_at": "2024-07-11T05:24:47.297485Z",
    "last4": 2243,
    "last_observed_at": "2024-07-11T05:24:47.297485Z",
    "site": "Telegram",
    "account_number": "031130224",
    "author_alias": [
      "CC CHEAPLUXURY SCRAPE"
    ],
    "site_source_uri": "web.telegram.org",
    "id": "yPYa0yqHWLSBYAiHi5_qYQ",
    "source_type": "chat",
    "type": "full_card"
  }
]
}

```

ThreatQuotient provides the following default mapping for this feed:

FEED DATA PATH	THREATQ ENTITY	THREATQ OBJECT TYPE OR ATTRIBUTE KEY	PUBLISHED DATE	EXAMPLES	NOTES
.items[].card.number	Card.Value	N/A	.items[].date	47088103113 02243	If items[].card.number is available
.items[].bin, .items[].last4, items[].card.expiration, items[].card.cvv	Card.Value	N/A	.items[].date	517800 26 01	If items[].card.number is not available
.items[].account_number	Card.Attribute	Account Number	.items[].date	031130224	User-configurable
.items[].bin	Card.Attribute	BIN	.items[].date	470881	User-configurable
.items[].card.cvv	Card.Attribute	CVV	.items[].date	614	User-configurable
.items[].last4	Card.Attribute	Last 4 Digits	.items[].date	2243	User-configurable
.items[].site	Card.Attribute	Site	.items[].date	Telegram	User-configurable
.items[].release.name	Card.Attribute	Release Name	.items[].date	March, 2024	User-configurable
.items[].prices[]	Card.Attribute	Sale Price	.items[].date	24	User-configurable
.items[].source_type	Card.Attribute	Source Type	.items[].date	chat	User-configurable
.items[].author	Card.Attribute	Source	.items[].date	CC CHEAPLUXURY SCRAPE	User-configurable
.items[].type	Card.Attribute	Data Type	.items[].date	full_card	User-configurable
.items[].last_observed_at	Card.Attribute	Last Observed At	.items[].date	2024-07-11 05:24:47.29 7485	Timestamp, User-configurable, Updatable
.items[].first_observed_at	Card.Attribute	First Observed At	.items[].date	2024-07-11 05:24:47.29 7485	Timestamp, User-configurable
.items[].card.expiration	Card.Attribute	Expiration	.items[].date	08/2024	User-configurable
.items[].cardholder.name.first	Card.Attribute	Owner First Name	.items[].date	N/A	User-configurable
.items[].cardholder.name.full_name	Card.Attribute	Owner Full Name	.items[].date	N/A	User-configurable
.items[].cardholder.location.city	Card.Attribute	Owner City	.items[].date	LIVERMORE	User-configurable
.items[].cardholder.location.region	Card.Attribute	Owner Region	.items[].date	CA	User-configurable
.items[].cardholder.location.country	Card.Attribute	Owner Country	.items[].date	US	User-configurable
.items[].cardholder.location.zip_code	Card.Attribute	Owner Zip code	.items[].date	94550	User-configurable
.items[].site_source_uri	Card.Attribute	Flashpoint Link	.items[].date	web.telegram.org	User-configurable

Average Feed Run



Object counts and Feed runtime are supplied as generalities only - objects returned by a provider can differ based on credential configurations and Feed runtime may vary based on system resources and load.

Flashpoint Ignite

METRIC	RESULT
Run Time	4 minutes
Reports	71
Report Attributes	1,413
Adversaries	1
Adversary Attributes	0
Indicators	1,101
Indicator Attributes	27,453
Malware	16
Attack Patterns	0
Vulnerabilities	0

Flashpoint Ignite Community Ransomware

METRIC	RESULT
Run Time	8 minutes
Adversaries	46
Reports	856
Report Attributes	1,980
Indicators	3,921

Flashpoint Ignite Indicators

METRIC	RESULT
Run Time	1 minute
Indicators	2,066
Indicator Attributes	5,814

Flashpoint Ignite Media Sources

METRIC	RESULT
Run Time	2 minutes
Adversaries	818
Reports	647
Report Attributes	2,394

Flashpoint Ignite Card Fraud Mitigation

METRIC	RESULT
Run Time	8 minutes
Compromised Cards	4,571
Card Attributes	51,599

Known Issues / Limitations

- MITRE ATT&CK attack patterns must have already been ingested by a previous run of the MITRE ATT&CK feeds in order for MITRE ATT&CK attack patterns to be extracted and related. MITRE ATT&CK attack patterns are ingested from the following feeds:
 - MITRE Enterprise ATT&CK
 - MITRE Mobile ATT&CK
 - MITRE PRE-ATT&CK
- The API used by **Flashpoint Ignite Media Sources**, **Flashpoint Ignite Community Ransomware** and **Flashpoint Ignite Card Fraud Mitigation** only returns the latest 10000 records.

Change Log

- **Version 3.4.1 rev-a**
 - Guide Update - updated custom object installation steps for ThreatQ v6 instances.
- **Version 3.4.1**
 - Flashpoint Ignite Indicators feed - added the following configuration parameter:
 - **Flashpoint Sources** - select which Flashpoint-provided sources to ingest into ThreatQ.
 - The configuration screen layout for all feeds has been updated to enhance the overall user experience.
- **Version 3.4.0**
 - Removed the **Flashpoint Ignite Events** feed.
 - Removed ingestion of related events from the **Flashpoint Ignite** feed due to endpoint deprecation.
 - Added a new feed: **Flashpoint Ignite Indicators**.
- **Version 3.3.7**
 - **Flashpoint Ignite Media Sources** feed - resolved a filter mapping error that would occur when the `author` key is missing.
- **Version 3.3.6**
 - **Flashpoint Ignite Community Ransomware** feed - resolved a `TypeError ('NoneType' object is not iterable)` error, which resulted in blank descriptions.
- **Version 3.3.5**
 - Added a new configuration parameter, **Content Filter**, to the **Flashpoint Ignite Media Sources** feed. This parameter allows you to select the pieces of enriched data to ingest.
 - The **Flashpoint Ignite Media Sources** feed now ingests `Authors` as adversaries. `Authors` were previously ingested as identities.
- **Version 3.3.4**
 - Resolved a pagination issue with the Flashpoint Ignite Media Sources feed.
- **Version 3.3.3**
 - Resolved an issue where descriptions were truncated which resulted in elements such as tables and images being removed. Descriptions will no longer be truncated and table and image elements will now be included.
 - Threat Actors are now mapped as Adversaries instead of Identity objects.
- **Version 3.3.2**
 - Added a new feed: **Flashpoint Ignite Card Fraud Mitigation**. This new feed ingests compromised card objects and requires the Compromised Card custom object.
 - Added the following parameters to all feeds:
 - Disable Proxies
 - Enable SSL Verification
- **Version 3.3.1**
 - Added a new feed: **Flashpoint Ignite Community Ransomware**.
- **Version 3.3.0**
 - Migrated the feeds to the Flashpoint Ignite API.

-
- Added new feed: **Flashpoint Ignite Media Sources**.
 - Added a new Known Issue - the API used by **Flashpoint Ignite Media Sources** only returns the latest 10000 records.
 - Updated minimum ThreatQ version to 5.12.0
 - Updated integration name from **Flashpoint CDF** to **Flashpoint Ignite CDF**.
 - **Version 3.2.0**
 - Fixed a pagination issue.
 - Updated maximum number of skipped items to 10,000.
 - Added IOC Type filtering support for Flashpoint Events. See the [Configuration](#) chapter for more details.
 - **Version 3.1.0**
 - Fixed an issue with blank descriptions.
 - Added indicator parsing for the report body (hashes, CVEs, and IPs). See the [ThreatQ Mapping](#) and [Configuration](#) chapters for further details.
 - Tags are now ingested as Tags within ThreatQ. Previously, these tags were ingested as attributes into the ThreatQ platform.
 - **Version 3.0.1**
 - Fixes `KeyError` for `Attribute`
 - **Version 3.0.0**
 - Mapping Changed
 - CDF Rewritten
 - Removed the Ingest Related Reports user field
 - **Version 2.1.0**
 - Ingest data as Adversaries or Intrusion Set
 - Add the Ingest Related Reports user field
 - Removed the attribute 'Notified At'
 - Add `published_at` to Reports and Report Attributes
 - Filter the `<div>` and `` from the `.body` JSON key
 - **Version 2.0.2**
 - Header Enhancements
 - **Version 2.0.1**
 - Fix the error with the JSON Parsing
 - **Version 2.0.0**
 - Ingest IPs from new endpoint
 - **Version 1.0.0**
 - Initial release