

# ThreatQuotient

A Securonix Company



## CrowdStrike Falcon Intelligence CDF

**Version 3.5.6**

May 04, 2026

**ThreatQuotient**

20130 Lakeview Center Plaza Suite 400  
Ashburn, VA 20147

 **ThreatQ Supported**

**Support**

Email: [tq-support@securonix.com](mailto:tq-support@securonix.com)

Web: <https://ts.securonix.com>

Phone: 703.574.9893

# Contents

<b>Warning and Disclaimer</b> .....	<b>3</b>
<b>Support</b> .....	<b>4</b>
<b>Integration Details</b> .....	<b>5</b>
<b>Introduction</b> .....	<b>6</b>
<b>Prerequisites</b> .....	<b>7</b>
CrowdStrike API Client Configuration .....	8
<b>Installation</b> .....	<b>9</b>
<b>Configuration</b> .....	<b>10</b>
CrowdStrike Actors Parameters.....	10
CrowdStrike Indicators Parameters .....	12
CrowdStrike MITRE Parameters.....	17
CrowdStrike Reports Parameters.....	19
CrowdStrike Signatures Parameters.....	24
<b>ThreatQ Mapping</b> .....	<b>26</b>
CrowdStrike Actors.....	26
CrowdStrike Indicators .....	33
Indicator Type Mapping.....	36
CrowdStrike MITRE.....	38
CrowdStrike Reports.....	39
Known Duplicate CrowdStrike Report Names .....	43
CrowdStrike Signatures.....	44
<b>Average Feed Run</b> .....	<b>47</b>
CrowdStrike Actors (24h).....	47
CrowdStrike Actors (manual) .....	48
CrowdStrike Indicators (hourly) .....	48
CrowdStrike MITRE.....	49
CrowdStrike Reports.....	49
CrowdStrike Reports (manual) .....	50
CrowdStrike Signatures (manual) .....	51
CrowdStrike Signatures.....	51
<b>Known Issues / Limitations</b> .....	<b>52</b>
General.....	52
CrowdStrike Indicators .....	52
CrowdStrike Reports.....	53
CrowdStrike MITRE.....	53
<b>Change Log</b> .....	<b>54</b>

## Warning and Disclaimer

ThreatQuotient, Inc. provides this document "as is", without representation or warranty of any kind, express or implied, including without limitation any warranty concerning the accuracy, adequacy, or completeness of such information contained herein.

ThreatQuotient, Inc. does not assume responsibility for the use or inability to use the software product as a result of providing this information.

Copyright © 2026 ThreatQuotient, Inc.

All rights reserved. This document and the software product it describes are licensed for use under a software license agreement. Reproduction or printing of this document is permitted in accordance with the license agreement.

---

# Support

This integration is designated as **ThreatQ Supported**.

**Support Email:** [tq-support@securonix.com](mailto:tq-support@securonix.com)

**Support Web:** <https://ts.securonix.com>

**Support Phone:** 703.574.9893

Integrations/apps/add-ons designated as **ThreatQ Supported** are fully supported by ThreatQuotient's Customer Support team.

ThreatQuotient strives to ensure all ThreatQ Supported integrations will work with the current version of ThreatQuotient software at the time of initial publishing. This applies for both Hosted instance and Non-Hosted instance customers.

 ThreatQuotient does not provide support or maintenance for integrations, apps, or add-ons published by any party other than ThreatQuotient, including third-party developers.

# Integration Details

ThreatQuotient provides the following details for this integration:

**Current Integration Version** 3.5.6

**Compatible with ThreatQ Versions**  $\geq 6.5.0$

**Support Tier** ThreatQ Supported

---

# Introduction

The CrowdStrike Falcon Intelligence CDF integration enables organizations to ingest curated threat intelligence from the CrowdStrike Falcon platform into ThreatQ. The integration delivers timely insight into adversaries, indicators, malware, and tactics by ingesting multiple intelligence feeds, allowing analysts to enrich investigations, align activity to MITRE ATT&CK, and strengthen detection and response workflows with high-fidelity intelligence.

The CrowdStrike Falcon Intelligence integration includes the following feeds:

- CrowdStrike Actors
- CrowdStrike Indicators
- CrowdStrike MITRE
- CrowdStrike Reports
- CrowdStrike Signatures

The integration ingests the following system objects:

- Adversaries
- Attack Patterns
- Indicators
- Malware
- Reports
- Signatures
- TTPs
- Vulnerabilities

# Prerequisites

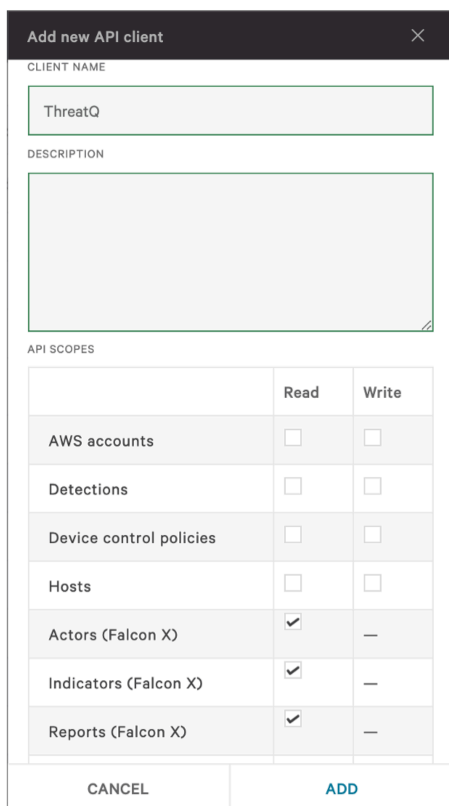
The following is required for this integration:

- CrowdStrike Client ID
- CrowdStrike Secret
- [CrowdStrike API Client permissions configured](#)

## CrowdStrike API Client Configuration

To use the CrowdStrike Falcon Intelligence Feeds, users are required to create a properly scoped API Client within CrowdStrike's Falcon platform. API Clients can be created and configured via the **API Clients and Keys** page under **Support**. An API Client must be created for these Feeds and given the following API **Read** Scopes by clicking the **Add new API Client** button:

- Actors (Falcon X)
- Indicators (Falcon X)
- Reports (Falcon X)
- Rules (Falcon x)
- Signatures (Falcon X)



API SCOPES

	Read	Write
AWS accounts	<input type="checkbox"/>	<input type="checkbox"/>
Detections	<input type="checkbox"/>	<input type="checkbox"/>
Device control policies	<input type="checkbox"/>	<input type="checkbox"/>
Hosts	<input type="checkbox"/>	<input type="checkbox"/>
Actors (Falcon X)	<input checked="" type="checkbox"/>	—
Indicators (Falcon X)	<input checked="" type="checkbox"/>	—
Reports (Falcon X)	<input checked="" type="checkbox"/>	—



It highly recommended to give the API Client an identifiable name in case of future editing.

# Installation

Perform the following steps to install the integration:



The same steps can be used to upgrade the integration to a new version.


1. Log into <https://marketplace.threatq.com/>.
2. Locate and download the integration yaml file.
3. Navigate to the integrations management page on your ThreatQ instance.
4. Click on the **Add New Integration** button.
5. Upload the integration yaml file using one of the following methods:
  - Drag and drop the file into the dialog box
  - Select **Click to Browse** to locate the file on your local machine
6. Select the individual feeds to install, when prompted, and click on **Install**.



ThreatQ will inform you if the feed already exists on the platform and will require user confirmation before proceeding. ThreatQ will also inform you if the new version of the feed contains changes to the user configuration. The new user configurations will overwrite the existing ones for the feed and will require user confirmation before proceeding.


7. The feed(s) will be added to the integrations page. You will still need to [configure and then enable](#) the feed(s).

# Configuration

 ThreatQuotient does not issue API keys for third-party vendors. Contact the specific vendor to obtain API keys and other integration-related credentials.

To configure the integration:

1. Navigate to your integrations management page in ThreatQ.
2. Select the **Commercial** option from the *Category* dropdown (optional).

 If you are installing the integration for the first time, it will be located under the **Disabled** tab.


3. Click on the integration entry to open its details page.
4. Enter the following parameters under the **Configuration** tab:

## CrowdStrike Actors Parameters

PARAMETER	DESCRIPTION
<b>API Host</b>	Select the appropriate CrowdStrike host. Options include: <ul style="list-style-type: none"> <li>◦ US-1: <code>api.crowdstrike.com</code></li> <li>◦ US-2: <code>api.us-2.crowdstrike.com</code> (Default)</li> <li>◦ EU-1: <code>api.eu-1.crowdstrike.com</code></li> <li>◦ US-GOV-1: <code>api.laggarr.gcw.crowdstrike.com</code></li> </ul>
<b>Client ID</b>	Enter your CrowdStrike Client ID.
<b>Secret</b>	Enter your CrowdStrike Secret key.
<b>Save CVE Data as</b>	This is a <b>required</b> multi-select field and can be configured to have the Feed ingest CVE data as CVE Indicators, Vulnerabilities, or both.

PARAMETER	DESCRIPTION
<b>Enable SSL Certificate Verification</b>	Enable or disable verification of the server's SSL certificate.
<b>Disable Proxies</b>	Enable this option if the feed should not honor proxies set in the ThreatQ UI.

**< CrowdStrike Actors**



Disabled  Enabled

Run Integration

Uninstall

**Additional Information**

Integration Type: Feed

Version:

**Configuration**    Activity Log

---

API Hostname

Client ID

Secret

**Save CVE Data As**

ThreatQuotient maps CVE data as Vulnerabilities by default.

Vulnerabilities

Indicators


Enable SSL Certificate Verification

Disable Proxies

If true, specifies that this feed should not honor any proxies setup in ThreatQuotient

Set indicator status to...


## CrowdStrike Indicators Parameters

PARAMETER	DESCRIPTION
<b>API Host</b>	Select the appropriate CrowdStrike host. Options include: <ul style="list-style-type: none"> <li>◦ US-1: <code>api.crowdstrike.com</code></li> <li>◦ US-2: <code>api.us-2.crowdstrike.com</code> (Default)</li> <li>◦ EU-1: <code>api.eu-1.crowdstrike.com</code></li> <li>◦ US-GOV-1: <code>api.laggar.gcw.crowdstrike.com</code></li> </ul>
<b>Client ID</b>	Enter your CrowdStrike Client ID.
<b>Secret</b>	Enter your CrowdStrike Secret key.
<b>Save CVE Data as</b>	This is a <b>required</b> multi-select field and can be configured to have the Feed ingest CVE data as CVE Indicators, Vulnerabilities, or both. The default setting is Vulnerabilities.
<b>*CrowdStrike Types</b>	<p>This optional parameter is a multi-select field that allows you to filter CrowdStrike's data based on indicator type. You can request all objects by leaving the options unchecked.</p> <div style="border: 1px solid #4a7ebb; border-radius: 15px; padding: 5px; margin: 10px 0;">  The default setting is all indicator types.                 </div> <p>Options include:</p> <ul style="list-style-type: none"> <li>◦ Binary String</li> <li>◦ CIDR Block</li> <li>◦ Email Address</li> <li>◦ Email Subject</li> <li>◦ File Mapping</li> <li>◦ Mutex</li> <li>◦ Password</li> <li>◦ Registry Key</li> <li>◦ Service Name</li> <li>◦ SHA-1</li> </ul>

PARAMETER	DESCRIPTION
	<ul style="list-style-type: none"> <li>◦ Filename</li> <li>◦ File Path</li> <li>◦ FQDN</li> <li>◦ Hash ION</li> <li>◦ IP address</li> <li>◦ MD5</li> </ul>
	<ul style="list-style-type: none"> <li>◦ SHA-256</li> <li>◦ URL</li> <li>◦ User-agent</li> <li>◦ Username</li> <li>◦ x509 Serial</li> <li>◦ x509 Subject</li> </ul>

**Ingested Relationships** Select which objects to relate to the indicators. Options include:


- Adversaries
- Malware

 CrowdStrike may report millions of relationships to polymorphic malware and relevant actors, which can cause a massive amount of relationships to be added to your ThreatQ instance. At that volume, the value of the relationship data is minimized, and it is why none are enabled by default. Use with caution.

**Link Malware to Adversaries** When enabled, the feed will create a relationship between malware and adversaries that are related to a given indicator. This will not create a relationship from the malware/adversary to the indicator. This will allow you to see which adversaries utilize a given malware.

**\*Ingest Indirect Related Indicators** This checkbox controls the ingestion of related indirect indicators from CrowdStrike. Unchecking this option will override any setting for **CrowdStrike Indirect Related Indicators** and all indirect indicators will be dropped.

This option is disabled by default.


PARAMETER	DESCRIPTION
<p><b>*CrowdStrike Indirect Related Indicator Types</b></p>	<p>This optional parameter is a multi-select field that allows you to filter Indirect Related Indicators based on their type.</p> <div data-bbox="548 382 1442 466" style="border: 1px solid #007bff; border-radius: 10px; padding: 5px; margin: 10px 0;">  The default setting is all indicator types.         </div> <p>Options include:</p> <ul style="list-style-type: none"> <li style="display: inline-block; width: 45%;">◦ Binary String</li> <li style="display: inline-block; width: 45%;">◦ Mutex</li> <li style="display: inline-block; width: 45%;">◦ CIDR Block</li> <li style="display: inline-block; width: 45%;">◦ Password</li> <li style="display: inline-block; width: 45%;">◦ Email Address</li> <li style="display: inline-block; width: 45%;">◦ Registry Key</li> <li style="display: inline-block; width: 45%;">◦ Email Subject</li> <li style="display: inline-block; width: 45%;">◦ Service Name</li> <li style="display: inline-block; width: 45%;">◦ File Mapping</li> <li style="display: inline-block; width: 45%;">◦ SHA-1</li> <li style="display: inline-block; width: 45%;">◦ Filename</li> <li style="display: inline-block; width: 45%;">◦ SHA-256</li> <li style="display: inline-block; width: 45%;">◦ File Path</li> <li style="display: inline-block; width: 45%;">◦ URL</li> <li style="display: inline-block; width: 45%;">◦ FQDN</li> <li style="display: inline-block; width: 45%;">◦ User-agent</li> <li style="display: inline-block; width: 45%;">◦ Hash ION</li> <li style="display: inline-block; width: 45%;">◦ Username</li> <li style="display: inline-block; width: 45%;">◦ IP address</li> <li style="display: inline-block; width: 45%;">◦ x509 Serial</li> <li style="display: inline-block; width: 45%;">◦ MD5</li> <li style="display: inline-block; width: 45%;">◦ x509 Subject</li> </ul>
<p><b>*CrowdStrike Malicious Confidence Levels</b></p>	<p>This optional parameter is a multi-select field that allows you to filter CrowdStrike's data based on CrowdStrike's malicious confidence rating for IoCs. Options include:</p> <ul style="list-style-type: none"> <li>◦ High (default)</li> <li>◦ Medium</li> <li>◦ Low</li> <li>◦ Unverified</li> </ul>
<p><b>*CrowdStrike Kill Chain Phases</b></p>	<p>This optional parameter is a multi-select field that allows you to filter CrowdStrike's data based on the kill chain phase associated with IoCs. You can request all by leaving the options unchecked.</p>

**PARAMETER**

**DESCRIPTION**

Options include:

- Reconnaissance
- Weaponization
- Delivery
- Exploitation
- Installation
- Command and Control
- Action On Objectives


 The default setting is all kill chains.

**Enable SSL Certificate Verification**

Enable or disable verification of the server's SSL certificate.

**Disable Proxies**

Enable this option if the feed should not honor proxies set in the ThreatQ UI.

 \* When using these filtering parameters with CrowdStrike Indicators, the specified filters will be joined together in the following manner:

Individual options within a filtering parameter will be joined with OR statements  
 Filtering parameters will be joined together with AND statements  
 Thus, if you were to configure CrowdStrike to filter as the following:

FILTERING PARAMETERS	VALUE
<b>CrowdStrike Types</b>	email_address, ip_address
<b>CrowdStrike Malicious Confidence Level</b>	high
<b>CrowdStrike Kill Chain Phases</b>	c2

CrowdStrike would only return indicators that:

## PARAMETER

## DESCRIPTION

are Email or IP Addresses are of High Malicious Confidence and are associated with the C2 Kill Chain Phase

This filtering is ultimately sent to CrowdStrike as FQL formatted:

```
+(type: 'Target/Aerospace', type: 'Target/Agricultural')
+(malicious_confidence: 'high',)
+(kill_chains: 'c2',)
```

Due to the **AND** association between the filtering parameters, checking all the provided filter options **will not** result in CrowdStrike returning a full data set. In fact, a significantly smaller data set will be returned as CrowdStrike rarely supplies all filterable fields with each object. In order to pull a full, unfiltered data set from CrowdStrike, you must leave the filtering parameters unchecked.

### < CrowdStrike Indicators



Disabled
  Enabled

Run Integration

Uninstall

#### Additional Information

Integration Type: Feed  
Version:

Configuration Activity Log

API Hostname  
US-1

Client ID

Secret  
.....

#### Save CVE Data As

ThreatQuotient maps CVE data as Vulnerabilities by default.


- Vulnerabilities
- Indicators

#### CrowdStrike Types

Filter data on CrowdStrike indicator type. To request all objects, leave these options unchecked

- Binary String
- CIDR Block
- Email Address
- Email Subject
- File Mapping
- Filename
- File Path
- FQDN
- Hash ION
- IP address
- MDS
- Mutex
- Password

## CrowdStrike MITRE Parameters

PARAMETER	DESCRIPTION
<b>API Host</b>	<p>Select the appropriate CrowdStrike host. Options include:</p> <ul style="list-style-type: none"> <li>◦ US-1: <code>api.crowdstrike.com</code></li> <li>◦ US-2: <code>api.us-2.crowdstrike.com</code> (Default)</li> <li>◦ EU-1: <code>api.eu-1.crowdstrike.com</code></li> <li>◦ US-GOV-1: <code>api.laggar.gcw.crowdstrike.com</code></li> </ul>
<b>Client ID</b>	Enter your CrowdStrike Client ID.
<b>Secret</b>	Enter your CrowdStrike Secret key.
<b>Actor ID</b>	<p>Enter the actor ID (derived from the actor name) for which to retrieve a list of attacks. <b>Example:</b> fancy-bear.</p> <div style="border: 1px solid #4a7ebb; border-radius: 10px; padding: 5px; margin-top: 10px;">  Only one value is allowed.         </div>
<b>Enable SSL Certificate Verification</b>	Enable or disable verification of the server's SSL certificate.
<b>Disable Proxies</b>	Enable this option if the feed should not honor proxies set in the ThreatQ UI.

< CrowdStrike MITRE



Disabled  Enabled

Run Integration

Uninstall

Additional Information

Integration Type: Feed

Version:

Configuration Activity Log

API Hostname

Client ID

Secret

Actor ID

The actor ID(derived from the actor name) for which to retrieve a list of attacks, for example: fancy-bear. Only one value is allowed.

Enable SSL Certificate Verification


Disable Proxies

if true, specifies that this feed should not honor any proxies setup in ThreatQuotient

Set indicator status to...

## CrowdStrike Reports Parameters

PARAMETER	DESCRIPTION
<b>API Host</b>	<p>Select the appropriate CrowdStrike host. Options include:</p> <ul style="list-style-type: none"> <li>◦ US-1: <code>api.crowdstrike.com</code></li> <li>◦ US-2: <code>api.us-2.crowdstrike.com</code> (Default)</li> <li>◦ EU-1: <code>api.eu-1.crowdstrike.com</code></li> <li>◦ US-GOV-1: <code>api.laggar.gcw.crowdstrike.com</code></li> </ul>
<b>Client ID</b>	Enter your CrowdStrike Client ID.
<b>Secret</b>	Enter your CrowdStrike Secret key.
<b>Parsed IOC Types</b>	<p>Select the IOC types you would like to automatically parse from the content. Options include:</p> <ul style="list-style-type: none"> <li>◦ CVE</li> <li>◦ IP Address</li> <li>◦ IPv6 Address</li> <li>◦ CIDR Block</li> <li>◦ FQDN</li> <li>◦ File Path</li> <li>◦ Filename</li> <li>◦ URL</li> <li>◦ MD5</li> <li>◦ SHA-1</li> <li>◦ SHA-256</li> <li>◦ SHA-384</li> <li>◦ SHA-512</li> <li>◦ Email Address</li> <li>◦ Registry Key</li> </ul>

 Normalization and derivation is controlled by the global platform settings. URLs and FQDNs will automatically receive a status of Review due to higher false positive rates.

PARAMETER	DESCRIPTION
<b>Ingest CVEs As</b>	<p>Select the entity type you'd like CVEs ingested as. Options include:</p> <ul style="list-style-type: none"> <li>◦ Indicators (CVEs)</li> <li>◦ Vulnerabilities (<i>default</i>)</li> </ul>
<b>Ingest MITRE ATT&amp;CK As</b>	<p>Select how MITRE ATT&amp;CK techniques are ingested into ThreatQ. Options include:</p> <ul style="list-style-type: none"> <li>◦ Attack Pattern (<i>default</i>)</li> <li>◦ TTP</li> </ul>
<b>Apply IOCs to Related Actors</b>	<p>If enabled, IOCs will be related to the related actors of the report.</p>
<b>Apply Selected Attributes to Parsed IOCs</b>	<p>If selected, the selected attributes will be applied to the IOCs parsed from the report. Options include:</p> <ul style="list-style-type: none"> <li>◦ Target Country</li> <li>◦ Target Industry</li> </ul>
<b>Ingest Full Report</b>	<p>If selected, the full PDF report will be downloaded and attached to the report.</p>
<b>Do Not Filter by Target Industry</b>	<p>Enable this parameter to ingest all reports regardless of target industries, including those without any specified industries. When disabled, an additional field is available to select specific target industries for filtering. This parameter is enabled by default.</p>
<b>Report Types</b>	<p>Select the Report Types to ingest into the ThreatQ platform. Options include:</p> <ul style="list-style-type: none"> <li>◦ Alert</li> <li>◦ Intelligence Report</li> <li>◦ Periodic Report</li> </ul>

PARAMETER	DESCRIPTION
<b>Target Industries</b>	<ul style="list-style-type: none"> <li>◦ Tipper</li> </ul> <p>Select the Target Industry types to ingest into the ThreatQ platform. Options include:</p> <ul style="list-style-type: none"> <li>◦ Academic</li> <li>◦ Aerospace</li> <li>◦ Aerospace Manufacturing</li> <li>◦ Aerospace Systems</li> <li>◦ Agriculture</li> <li>◦ Airlines</li> <li>◦ Animation</li> <li>◦ Automotive</li> <li>◦ Aviation</li> <li>◦ Biomedical</li> <li>◦ Chemicals</li> <li>◦ Computer Hardware and Technology</li> <li>◦ Computer Gaming</li> <li>◦ Computer, Electronic and Electrical Products</li> <li>◦ Consulting and Professional Services</li> <li>◦ Consumer Goods</li> <li>◦ Cryptocurrency</li> <li>◦ Defense</li> <li>◦ Logistics</li> <li>◦ Machinery</li> <li>◦ Media</li> <li>◦ Military</li> <li>◦ National Government</li> <li>◦ NGO</li> <li>◦ News Outlets</li> <li>◦ Nonprofit</li> <li>◦ Nuclear</li> <li>◦ Oil and Gas</li> <li>◦ Opportunistic</li> <li>◦ Pharmaceutical</li> <li>◦ Political Parties</li> <li>◦ Port Authorities</li> <li>◦ Real Estate</li> <li>◦ Renewable Energy</li> <li>◦ Retail</li> <li>◦ Semiconductors</li> <li>◦ Social Media</li> <li>◦ Software</li> <li>◦ Sports Organizations</li> <li>◦ Technology</li> <li>◦ Telecommunications</li> </ul>

PARAMETER	DESCRIPTION
	<ul style="list-style-type: none"> <li>◦ Dissident</li> <li>◦ eCommerce</li> <li>◦ Energy</li> <li>◦ Entertainment</li> <li>◦ Extractive</li> <li>◦ Financial Management &amp; Hedge Funds</li> <li>◦ Financial Services</li> <li>◦ Food and Beverage</li> <li>◦ Government</li> <li>◦ Hospitals and Clinics</li> <li>◦ Hospitality</li> <li>◦ Industrials and Engineering</li> <li>◦ Insurance</li> <li>◦ Law Enforcement</li> <li>◦ Legal</li> <li>◦ Telecom Equipment</li> <li>◦ Telecom Services</li> <li>◦ Think Tanks</li> <li>◦ Transportation</li> <li>◦ Travel</li> <li>◦ Utilities</li> <li>◦ Vocational and Higher Level Education</li> <li>◦ Wireless Services</li> <li>◦ Ore and Metal Extraction</li> </ul>
<p><b>Enable SSL Certificate Verification</b></p>	<p>Enable or disable verification of the server's SSL certificate.</p>
<p><b>Disable Proxies</b></p>	<p>Enable this option if the feed should not honor proxies set in the ThreatQ UI.</p>

< CrowdStrike Reports



Disabled  Enabled

Run Integration

Uninstall

Additional Information

Integration Type: Feed

Version:

Configuration **Activity Log**

API Hostname  
US-1

Client ID

Secret  
.....

**Parsed IOC Types**


Select the IOC types you would like to automatically parse from the content. Normalization & derivation is controlled by the global platform settings. URIs and FQDNs will automatically receive a status of Review due to higher false positive rates.

- CVE
- IP Address
- IPv6 Address
- CIDR Block
- MDS
- SHA-1
- SHA-256
- SHA-384
- SHA-512
- Email Address
- Registry Key
- URL
- FQDN
- File Path
- Filename

## CrowdStrike Signatures Parameters

PARAMETER	DESCRIPTION
<b>API Host</b>	Select the appropriate CrowdStrike host. Options include: <ul style="list-style-type: none"> <li>◦ US-1: <code>api.crowdstrike.com</code></li> <li>◦ US-2: <code>api.us-2.crowdstrike.com</code> (Default)</li> <li>◦ EU-1: <code>api.eu-1.crowdstrike.com</code></li> <li>◦ US-GOV-1: <code>api.laggarr.gcw.crowdstrike.com</code></li> </ul>
<b>Client ID</b>	Enter your CrowdStrike Client ID.
<b>Secret</b>	Enter your CrowdStrike Secret key.
<b>Signature Types</b>	Select the types of rules/signatures to ingest into ThreatQ. Option include: <ul style="list-style-type: none"> <li>◦ Snort / Suricata (default)</li> <li>◦ YARA (default)</li> </ul>
<b>Enable SSL Certificate Verification</b>	Enable or disable verification of the server's SSL certificate.
<b>Disable Proxies</b>	Enable this option if the feed should not honor proxies set in the ThreatQ UI.

**< CrowdStrike Signatures**



Disabled  Enabled

Run Integration

Uninstall

**Additional Information**

Integration Type: Feed

Version:

**Configuration**    Activity Log

---

API Hostname

Client ID

Secret

**Signature Types**

Select the types of rules/signatures to ingest into ThreatQ

- Snort / Suricata
- YARA
- Enable SSL Certificate Verification
- Disable Proxies

If true, specifies that this feed should not honor any proxies setup in ThreatQuotient

Set indicator status to...

5. Review any additional settings, make any changes if needed, and click on **Save**.
6. Click on the toggle switch, located above the *Additional Information* section, to enable it.

# ThreatQ Mapping

## CrowdStrike Actors

GET https://{HOST}/intel/combined/actors/v1

### Sample Response:

```
{
  "meta": {
    "query_time": 0.096869734,
    "pagination": {
      "offset": 0,
      "limit": 50,
      "total": 142
    },
    "powered_by": "msa-api",
    "trace_id": "0c587865-296e-4502-a39a-10febd0a3006"
  },
  "resources": [
    {
      "id": 10006,
      "name": "HELIX KITTEN",
      "slug": "helix-kitten",
      "url": "https://falcon.crowdstrike.com/intelligence/actors/helix-kitten/",
      "thumbnail": {
        "url": "https://cf-s.falcon.crowdstrike.com/2017/02/24181334/HELIX-KITTEN.jpg"
      },
      "image": {
        "url": "https://cf-s.falcon.crowdstrike.com/2017/02/24181334/HELIX-KITTEN.jpg"
      },
      "description": "HELIX KITTEN is an Iran-nexus adversary active since...",
      "short_description": "HELIX KITTEN is an Iran-nexus adversary active since...",
      "rich_text_description": "<p><span style=\"font-weight: 400;\">HELIX KITTEN is an Iran-nexus adversary active since...",
      "created_date": 1487960014,
    }
  ]
}
```

```

    "last_modified_date": 1595568692,
    "first_activity_date": 1462060800,
    "last_activity_date": 1580860800,
    "active": false,
    "actor_type": "targeted",
    "capability": {
      "id": 246,
      "slug": "average",
      "value": "Average"
    },
    "kill_chain": {
      "actions_and_objectives": "Theft of sensitive data",
      "command_and_control": "Use of DNS for
communication...",
      "delivery": "Spear Phishing (including from
compromised accounts)\r\nSocial Media",
      "exploitation":
"CVE-2017-0199\r\nCVE-2017-11882\r\nCVE-2018-15982",
      "installation": "Helminth PowerShell
Tool\r\nAgentDrable RAT\r\nEarthquakeRAT...",
      "reconnaissance": "Suspected social media
engagement",
      "weaponization": "Microsoft Office Documents",
      "rich_text_actions_and_objectives": "<p>Theft of
sensitive data</p>",
      "rich_text_command_and_control": "<p><span
style=\"font-weight: 400;\">Use of DNS for communication...",
      "rich_text_delivery": "<p><span style=\"font-weight:
400;\">Spear Phishing (including from...",
      "rich_text_exploitation": "<p>CVE-2017-0199</
p>\r\n<p>CVE-2017-11882</p>\r\n<p>CVE-2018-15982</p>",
      "rich_text_installation": "<p><span style=\"font-
weight: 400;\">Helminth PowerShell Tool</span></p>\r\n...",
      "rich_text_reconnaissance": "<p>Suspected social
media engagement</p>",
      "rich_text_weaponization": "<p>Microsoft Office
Documents</p>"
    },
    "known_as": "OilRig, Helminth, Clayslide, APT34, IRN2,
COBALT GYPSY, ITG13, CHRYSENE, HEXANE, LYCEUM",
    "motivations": [
      {

```

```

        "id": 352,
        "slug": "espionage",
        "value": "Espionage"
    }
],
"notify_users": false,
"origins": [
    {
        "id": 101,
        "slug": "ir",
        "value": "Iran"
    }
],
"region": {
    "id": 252,
    "slug": "iran",
    "value": "Iran"
},
"target_countries": [
    {
        "id": 18,
        "slug": "az",
        "value": "Azerbaijan"
    }
],
"target_industries": [
    {
        "id": 457,
        "slug": "academic",
        "value": "Academic"
    },
    ...
]
},
{
    "name": "GENIE SPIDER",
    "ecrime_kill_chain": {
        "attribution": "Unknown",
        "crimes": "\r\n\tAccessing a computer without
authorization...",
        "customers": "CrowdStrike Intelligence assesses...",
        "marketing": "Not openly advertised",

```

```

        "services_offered": "Unknown",
        "services_used": "Unknown",
        "technical_tradecraft": "\r\n\tConducts phishing
campaigns using links...",
        "victims": "GENIE SPIDER primarily targets
companies...",
        "rich_text_attribution": "<p>Unknown</p>",
        "rich_text_crimes": "<ul>\r\n\t<li>Accessing a
computer without authorization...",
        "rich_text_customers": "<p><span style=\"font-weight:
400;\">CrowdStrike Intelligence assesses...",
        "rich_text_marketing": "<p>Not openly advertised</
p>",
        "rich_text_monetization": "<p>Unknown</p>",
        "rich_text_services_offered": "<p>Unknown</p>",
        "rich_text_services_used": "<p>Unknown</p>",
        "rich_text_technical_tradecraft": "<ul>\r\n\t<li
style=\"font-weight: 400;\"><span style=\"font-weight:
400;\">Conducts phishing...",
        "rich_text_victims": "<p>GENIE SPIDER primarily
targets..."
    }
}
]
}

```

ThreatQuotient provides the following default mapping for this feed:

FEED DATA PATH	THREATQ ENTITY	THREATQ OBJECT TYPE OR ATTRIBUTE KEY	PUBLISHED DATE	EXAMPLES	NOTES
.resources[].name	Adversary.Name	N/A	.resources[].created_date	HELIX KITTEN	N/A
.resources[].rich_text_description	Adversary.Description	N/A	N/A	<p><span style=\"font-weight: 400;\">HELIX KITTEN is an Iran-nexus adversary active since...	N/A
.resources[].first_activity_date	Adversary.Attribute	First Activity At	.resources[].created_date	2016-05-01 00:00:00-00:00	Formatted from Epoch timestamp
.resources[].active	Adversary.Attribute	Active	.resources[].created_date	False	N/A
.resources[].capability.value	Adversary.Attribute	Capability	.resources[].created_date	Average	N/A
.resources[].kill_chain.actions_and_objectives	Adversary.Attribute	Kill Chain Actions and Objectives	.resources[].created_date	Theft of sensitive data	Values split on \r\n

FEED DATA PATH	THREATQ ENTITY	THREATQ OBJECT TYPE OR ATTRIBUTE KEY	PUBLISHED DATE	EXAMPLES	NOTES
.resources[].kill_chain.command_and_control	Adversary.Attribute	Kill Chain Command and Control	.resources[].created_date	Use of DNS for communication...	Values split on \r\n
.resources[].kill_chain.delivery	Adversary.Attribute	Kill Chain Delivery	.resources[].created_date	Spear Phishing (including from compromised accounts) \r\nSocial Media	Values split on \r\n
.resources[].kill_chain.exploitation	Adversary.Attribute \ Indicator.Value \ Vulnerability.Value	Kill Chain Exploitation \ CVE \ N/A	.resources[].created_date	CVE-2017-0199\r\nCVE-2017-11882\r\nCVE-2018-15982	Values split on \r\n. Indicator and/or Vulnerability objects are created based on user configuration. The Published At value only applies to the Adversary.Attribute
.resources[].kill_chain.installation	Adversary.Attribute	Kill Chain Installation	.resources[].created_date	Helminth PowerShell Tool\r\nAgentDrable RAT\r\nEarthquakeRAT...	Values split on \r\n
.resources[].kill_chain.reconnaissance	Adversary.Attribute	Kill Chain Reconnaissance	.resources[].created_date	Suspected social media engagement	Values split on \r\n
.resources[].kill_chain.weaponization	Adversary.Attribute	Kill Chain Weaponization	.resources[].created_date	Microsoft Office Documents	Values split on \r\n
.resources[].ecrime_kill_chain.rich_text_attribution	Adversary.Description	N/A	N/A	<p>Unknown</p>	ecrime_kill_chain is mutually exclusive with kill_chain. Concatenated on to the end of the Adversary Description.
.resources[].ecrime_kill_chain.rich_text_crimes	Adversary.Description	N/A	N/A	<ul>\r\n<li>Accessing a computer without authorization...	ecrime_kill_chain is mutually exclusive with kill_chain. Concatenated on to the end of the Adversary Description.
.resources[].ecrime_kill_chain.rich_text_customers	Adversary.Description	N/A	N/A	<p><span style=\"font-weight: 400; \">CrowdStrike Intelligence assesses...	ecrime_kill_chain is mutually exclusive with kill_chain. Concatenated on to the end of the Adversary Description.
.resources[].ecrime_kill_chain.rich_text_marketing	Adversary.Description	N/A	N/A	<p>Not openly advertised</p>	ecrime_kill_chain is mutually exclusive with kill_chain. Concatenated on to the end of the Adversary Description.
.resources[].ecrime_kill_chain.rich_text_monetization	Adversary.Description	N/A	N/A	<p>Unknown</p>	ecrime_kill_chain is mutually exclusive with kill_chain. Concatenated on to the end of the

FEED DATA PATH	THREATQ ENTITY	THREATQ OBJECT TYPE OR ATTRIBUTE KEY	PUBLISHED DATE	EXAMPLES	NOTES
					Adversary Description.
.resources[].ecrime_kill_chain.rich_text_services_offered	Adversary.Description	N/A	N/A	<p>Unknown</p>	ecrime_kill_chain is mutually exclusive with kill_chain. Concatenated on to the end of the Adversary Description.
.resources[].ecrime_kill_chain.rich_text_services_used	Adversary.Description	N/A	N/A	<p>Unknown</p>	ecrime_kill_chain is mutually exclusive with kill_chain. Concatenated on to the end of the Adversary Description.
.resources[].ecrime_kill_chain.rich_text_technical_tradecraft	Adversary.Description	N/A	N/A	<ul>\r\n\t<li style=\"font-weight: 400;\"><span style=\"font-weight: 400;\">Conducts phishing...	ecrime_kill_chain is mutually exclusive with kill_chain. Concatenated on to the end of the Adversary Description.
.resources[].ecrime_kill_chain.rich_text_victims	Adversary.Description	N/A	N/A	<p>GENIE SPIDER primarily targets...	ecrime_kill_chain is mutually exclusive with kill_chain. Concatenated on to the end of the Adversary Description.
.resources[].known_as	Adversary.Name	N/A	.resources[].created_date	OilRig, Helminth, Clayslide, APT34, IRN2, COBALT GYPSY, ITG13, CHRYSENE, HEXANE, LYCEUM	Values split on ", ". A related alias Adversary with the same Attributes and Description as the primary Adversary will be created.
.resources[].motivations[].value	Adversary.Attribute	Motivation	.resources[].created_date	Espionage	If the 'value' attribute is missing from an object in the array the reference to that object is discarded
.resources[].origins[].value	Adversary.Attribute	Origin	.resources[].created_date	Iran	If the 'value' attribute is missing from an object in the array the reference to that object is discarded
.resources[].region.value	Adversary.Attribute	Region	.resources[].created_date	Iran	N/A
.resources[].target_countries[].value	Adversary.Attribute	Target Country	.resources[].created_date	Azerbaijan	If the 'value' attribute is missing from an object in the array the reference to that object is discarded

FEED DATA PATH	THREATQ ENTITY	THREATQ OBJECT TYPE OR ATTRIBUTE KEY	PUBLISHED DATE	EXAMPLES	NOTES
.resources[].target_industries[].value	Adversary.Attribute	Target Industry	.resources[].created_date	Academic	If the 'value' attribute is missing from an object in the array the reference to that object is discarded

## CrowdStrike Indicators

GET https://{HOST}/intel/combined/indicators/v1

### Sample Response:

```
{
  "meta": {
    "query_time": 1.077970568,
    "pagination": {
      "offset": 0,
      "limit": 100,
      "total": 12046205
    },
    "powered_by": "msa-api",
    "trace_id": "d934e4be-5172-4365-adff-2073044236cb"
  },
  "resources": [
    {
      "id":
"hash_sha256_994bf4a94c154fb3e7566e469aadee2f157d95fc4d5b1107e2fdf631
da8b4532",
      "indicator":
"994bf4a94c154fb3e7566e469aadee2f157d95fc4d5b1107e2fdf631da8b4532",
      "type": "hash_sha256",
      "deleted": false,
      "published_date": 1577708859,
      "last_updated": 1597327932,
      "reports": [
        "CSA-18538"
      ],
      "actors": [
        "FANCYBEAR"
      ],
      "malware_families": [
        "DarkComet"
      ],
      "kill_chains": [
        "CommandAndControl"
      ],
      "ip_address_types": [
        "TorProxy"
      ]
    }
  ]
}
```

```

    ],
    "domain_types": [
      "ActorControlled"
    ],
    "malicious_confidence": "high",
    "_marker": "1597327932d724b22d350df2eb489d7e0c0a69ea79",
    "labels": [
      {
        "name": "ThreatType/Downloader",
        "created_on": 1588277899,
        "last_valid_on": 1592567532
      },
      ...
    ],
    "relations": [
      {
        "id": "url_https://ns8.softline.top:443/s/
ref=nb_sb_noss_1/167-3294888-0262949/field-keywords=books",
        "indicator": "https://ns8.softline.top:443/s/
ref=nb_sb_noss_1/167-3294888-0262949/field-keywords=books",
        "type": "url",
        "created_date": 1592344896,
        "last_valid_date": 1592344896
      }
    ],
    "targets": [
      "Finance"
    ],
    "threat_types": [
      "Downloader",
      "Ransomware",
      "CredentialHarvesting"
    ],
    "vulnerabilities": [
      "CVE-2020-1234"
    ]
  }
]
}

```

ThreatQuotient provides the following default mapping for this feed:

FEED DATA PATH	THREATQ ENTITY	THREATQ OBJECT TYPE OR ATTRIBUTE KEY	PUBLISHED DATE	EXAMPLES	NOTES
.resources[].indicator	Indicator.Value	See .resources[].type	.resources[].published_date	994bf4a94c154fb3e7566e469aadee2f157d95fc4d5b1107e2fdf631da8b4532	N/A
.resources[].type	Indicator.Type	See <a href="#">Indicator Type Mapping table</a> below	.resources[].published_date	hash_sha256	Records with a type not found in the Indicator Type Mapping below are dropped and not ingested
.resources[].reports	Report.Value	N/A	N/A	CSA-18538	CrowdStrike only returns report code IDs like the example provided. These must be referenced against a full mapping of report code IDs -> report names pulled from CrowdStrike's Reports endpoint
.resources[].actors	Adversary.Name	N/A	N/A	FANCYBEAR	Actor names are split into two words in order to overlap with records from the CrowdStrike Actors Feed on ingestion
.resources[].malware_families	Malware.Value	N/A	.resources[].published_date	DarkComet	N/A
.resources[].kill_chains	Indicator.Attribute	Kill Chain Phase	.resources[].published_date	CommandAndControl	N/A
.resources[].ip_address_types	Indicator.Attribute	IP Address Type	.resources[].published_date	TorProxy	N/A
.resources[].domain_types	Indicator.Attribute	Domain Type	.resources[].published_date	ActorControlled	N/A
.resources[].malicious_confidence	Indicator.Attribute	Confidence	.resources[].published_date	high	Value title cased
.resources[].relations[].indicator	Related Indicator.Value	See .resources[].relations[].type	.resources[].relations[].created_date	https[://]ns8[.]sof[ft]line[.]top[: ]443/s/ref=nb_sb_noss_1/167-3294888-0262949/field-keywords=books	Related Indicators are brought in with the Indirect status
.resources[].relations[].type	Related Indicator.Type	See Indicator Type Mapping table below	.resources[].relations[].created_date	url	N/A
.resources[].targets	Indicator.Attribute	Target Industry	.resources[].published_date	Finance	N/A
.resources[].threat_types	Indicator.Attribute	Threat Type	.resources[].published_date	Downloader	Single Camel-case values will be broken up into multiple

FEED DATA PATH	THREATQ ENTITY	THREATQ OBJECT TYPE OR ATTRIBUTE KEY	PUBLISHED DATE	EXAMPLES	NOTES
					words, eg. CredentialHarvesting->CredentialHarvesting
.resources[].vulnerabilities	Related Indicator.Value \ Vulnerability.Value	CVE \ N/A	N/A	CVE-2020-1234	Indicator and/or Vulnerability objects are created based on user configuration

## Indicator Type Mapping

CROWDSTRIKE INDICATOR TYPE	THREATQ INDICATOR TYPE
binary_string	Binary String
domain	FQDN
email_address	Email Address
email_subject	Email Subject
file_mapping	File Mapping
file_name	Filename
file_path	File Path
hash_ion	Hash ION
hash_md5	MD5
hash_sha1	SHA-1
hash_sha256	SHA-256
ip_address	IP Address

---

<b>CROWDSTRIKE INDICATOR TYPE</b>	<b>THREATQ INDICATOR TYPE</b>
ip_address_block	CIDR Block
mutex_name	Mutex
password	Password
registry	Registry Key
service_name	Service Name
url	URL
user_agent	User-agent
username	Username
x509_serial	x509 Serial
x509_subject	x509 Subject

## CrowdStrike MITRE

GET https://{HOST}/intel/queries/mitre/v1

### Sample Response:

```
{
  "meta": {
    "query_time": 0.055441907,
    "powered_by": "msa-api",
    "trace_id": "a3a0f49d-928d-4c52-81d7-25a1f86af876"
  },
  "resources": [
    "fancy-bear_TA0001_T1078",
    "fancy-bear_TA0042_T1588.006",
    "fancy-bear_TA0043_T1589",
    "fancy-bear_TA0043_T1589.001",
    "fancy-bear_TA0043_T1589.002",
    "fancy-bear_TA0043_T1591",
    "fancy-bear_TA0043_T1595",
    "fancy-bear_TA0043_T1598",
    "fancy-bear_TA0043_T1598.003"
  ],
  "errors": []
}
```

ThreatQuotient provides the following default mapping for this feed:

FEED DATA PATH	THREATQ ENTITY	THREATQ OBJECT TYPE OR ATTRIBUTE KEY	PUBLISHED DATE	EXAMPLES	NOTES
.resources[]	Related Attack Pattern.Value	N/A	N/A	T1078	N/A
.resources[]	Adversary.Name	N/A	N/A	fancy-bear	N/A



```

127.0.0.1, 2fe04e524ba40505a82e03a2819429cc,
793f970c52ded1276b9264c742f19d1888cbaf73,  Published on... ",
    "rich_text_description": "<p><div class=\"vc_row wpb_row
vc_row-fluid\"><div class=\"wpb_column vc_column_container vc_col-
sm-12\">...\",
    "created_date": 1578332574,
    "last_modified_date": 1579880737,
    "image": {
        "url": "https://cf-s.falcon.crowdstrike.com/
2016/10/04222253/product_release_banner.png"
    },
    "thumbnail": {
        "url": "https://cf-s.falcon.crowdstrike.com/
2019/07/15200051/overwatch_thumb-1.png"
    },
    "actors": [
        {
            "id": 82425,
            "name": "TRACER KITTEN",
            "slug": "tracer-kitten",
            "url": "https://falcon.crowdstrike.com/
intelligence/actors/tracer-kitten",
            "thumbnail": {
                "url": "https://assets-
public.falcon.crowdstrike.com/2017/02/24181136/kitten.png"
            }
        }
    ],
    "tags": [
        {
            "id": 394,
            "slug": "all-news",
            "value": "All News"
        },
        {
            "id": 793,
            "slug": "intel",
            "value": "Intel"
        },
        {
            "id": 2852,
            "slug": "overwatch",
            "value": "Overwatch"
        }
    ]

```

```

    }
  ],
  "target_industries": [
    {
      "id": 328,
      "slug": "technology",
      "value": "Technology"
    }
  ],
  "target_countries": [
    {
      "id": 1,
      "slug": "us",
      "value": "United States"
    }
  ],
  "motivations": [
    {
      "id": 352,
      "slug": "espionage",
      "value": "Espionage"
    }
  ]
}
]
}
}

```

ThreatQuotient provides the following default mapping for this feed:

FEED DATA PATH	THREATQ ENTITY	THREATQ OBJECT TYPE OR ATTRIBUTE KEY	PUBLISHED DATE	EXAMPLES	NOTES
<code>.resources[.name]</code>	Report.Value	N/A	<code>.resources[.created_date]</code>	Situational Awareness: Activity in Middle East	Report names are truncated at 252 characters. If truncated, the report name ends with an ellipsis. There are several known duplicate report names provided by CrowdStrike that the filter chain makes unique by appending the report's formatted <code>.resources[.created_date]</code> value to the report name. See the <b>Known Duplicate CrowdStrike Report Names</b> list below. Reports may be filtered by user-configuration.
<code>.resources[.rich_text_description]</code>	Report.Description	N/A	N/A	<code>&lt;p&gt;&lt;div class=\"vc_row wpb_row vc_row-fluid\"&gt;&lt;div class=\"wpb_column vc_column_container vc_col-sm-12\"&gt;...</code>	A link to the report (from <code>.resources[.url]</code> ) is prepended to the description. The HTML is modified for ideal display in the ThreatQ UI. <code>&lt;img&gt;</code> tags are replaced with a link to the image. If the description exceeds 32,630 characters, <code>&lt;table&gt;</code> 's are removed from the

FEED DATA PATH	THREATQ ENTITY	THREATQ OBJECT TYPE OR ATTRIBUTE KEY	PUBLISHED DATE	EXAMPLES	NOTES
					report and, if the description still exceeds 32,630 characters, the HTML is truncated.
<code>.resources[].type.name</code>	Report.Attribute	Type	<code>.resources[].created_date</code>	Periodic Report	User-configurable
<code>.resources[].sub_type.name</code>	Report.Attribute	Sub Type	<code>.resources[].created_date</code>	Snort/Suricata	N/A
<code>.resources[].tags[].value</code>	Report.Attribute	Tag	<code>.resources[].created_date</code>	Intel	If the 'value' attribute is missing from an object in the array the reference to that object is discarded
<code>.resources[].target_industries[].value</code>	Report.Attribute	Target Industry	<code>.resources[].created_date</code>	Technology	If the 'value' attribute is missing from an object in the array the reference to that object is discarded
<code>.resources[].target_countries[].value</code>	Report.Attribute	Target Country	<code>.resources[].created_date</code>	United States	If the 'value' attribute is missing from an object in the array the reference to that object is discarded
<code>.resources[].motivations[].value</code>	Report.Attribute	Motivation	<code>.resources[].created_date</code>	Espionage	If the 'value' attribute is missing from an object in the array the reference to that object is discarded
<code>.resources[].description / .resources[].rich_text_description</code>	AttackPattern.Value/TTP	N/A	N/A	T1088 - Bypass User Account Control	If the description or rich text description contains any MITRE ATT&CK attack pattern IDs for MITRE ATT&CK Attack Patterns that already exist in the ThreatQ system, the associated attack patterns are related to the report. User configurable based on Ingest MITRE ATT&CK As.
<code>.resources[].actors[].name</code>	Adversary.Name	N/A	N/A	TRACER KITTEN	Associated adversaries that are related to the report. If the 'name' attribute is missing from an object in the array the reference to that object is discarded
<code>.resources[].rich_text_description</code>	Related Indicator.Value	MD5	N/A	2fe04e524ba40505a82e03a2819429cc	MD5 objects are parsed out of the description and automatically ingested
<code>.resources[].rich_text_description</code>	Related Indicator.Value	SHA-1	N/A	793f970c52ded1276b9264c742f19d1888cbaf73	SHA-1 objects are parsed out of the description and automatically ingested
<code>.resources[].rich_text_description</code>	Related Indicator.Value	SHA-256	N/A	55a9f4f8994b1bbf2058ea38c8efb6c459000814d5f39c087002571639e6230e	SHA-256 objects are parsed out of the description and automatically ingested
<code>.resources[].rich_text_description</code>	Related Indicator.Value	SHA-512	N/A	05c43a9166a79bc793c1ef0707642df0f605ae9a0bf9937610015f1b3853f0f3d079cb458b9283c12ea4dd8457d7682b96ecd6b96e6705c8a1cf499972f88900	SHA-512 objects are parsed out of the description and automatically ingested

FEED DATA PATH	THREATQ ENTITY	THREATQ OBJECT TYPE OR ATTRIBUTE KEY	PUBLISHED DATE	EXAMPLES	NOTES
.resources[].rich_text_description	Related Indicator .Value	IP Address	N/A	127.0.0.1	IP Address objects are parsed out of the description and automatically ingested
.resources[].rich_text_description	Related Indicator .Value	IPv6 Address	N/A	N/A	IPv6 Address objects are parsed out of the description and automatically ingested
.resources[].rich_text_description	Related Indicator .Value	CIDR Block	N/A	N/A	CIDR Block objects are parsed out of the description and automatically ingested
.resources[].rich_text_description	Related Indicator .Value	CVE	N/A	CVE-2021-44228	CVE objects are parsed out of the description and automatically ingested
.resources[].rich_text_description	Related Vulnerability .Value	N/A	N/A	CVE-2021-44228	Vulnerability objects are parsed out of the description and automatically ingested
.resources[].rich_text_description	Related Indicator .Value	Email Address	N/A	N/A	Email Address objects are parsed out of the description and automatically ingested
.resources[].rich_text_description	Related Indicator .Value	Registry Key	N/A	N/A	Registry Key objects are parsed out of the description and automatically ingested

## Known Duplicate CrowdStrike Report Names

- C2 Update
- CEF Master
- Common Event Format
- Common Event Format Master
- Netwitness
- Netwitness Master / NetWitness Master
- Snort Changelog
- Snort Update
- Yara Master
- Yara Update

## CrowdStrike Signatures

GET https://{HOST}/intel/entities/rules-latest-files/v1?type={type}



Each response is a compressed file that gets decompressed to read the actual rule data.

### Sample Response (YARA):

```
// CrowdStrike YARA Rules
// Copyright: (c) 2023 CrowdStrike Inc.
// Generated: 2023-10-27T08:53:27+00:00 - Last change:
2023-10-27T08:44:34+00:00 - Exported: 3950 rules
rule CrowdStrike_CSIT_17176_01 : azorult stealer
{
    meta:
        copyright = "(c) 2023 CrowdStrike Inc."
        description = "Generic rule to detect Azorult samples"
        reports = "CSIT-17176"
        version = "202002251654"
        last_modified = "2020-02-25"
        malware_family = "Azorult"
    strings:
        $ = "IS_G_PWDS" wide
        $ = "IS_G_BROWSERS" wide
        $ = "IS_G_COINS" wide
        $ = "IS_G_SKYPE" wide
        $ = "IS_G_STEAM" wide
        $ = "IS_G_DESKTOP" wide
        $ = "G_DESKTOP_EXTS" wide
        $ = "G_DESKTOP_MAXSIZE" wide
        $ = "SELECT origin_url, username_value, password_value FROM
logins"
        $ = "SELECT host, path, isSecure, expiry, name, value FROM
moz_cookies"
        $ = "SELECT host_key, name, encrypted_value, value, path,
secure, expires_utc FROM cookies"
        $ = "NSSBase64_DecodeBuffer"
        $ = "TSwdPwd"
        $ = "TPwdArray"
    condition:
```

} 10 of them


## Sample Response (Snort):

```
# CrowdStrike Snort Rules
# Copyright: (c) 2023 CrowdStrike Inc.
# Generated: 2023-10-27T08:53:32+00:00 - Last change:
2023-10-27T08:51:58+00:00 - Exported: 1830 rules
alert tcp $HOME_NET any -> $EXTERNAL_NET any (msg: "CrowdStrike
Derusbi GET /Photos/Query.cgi [CSIR-12000]"; content: "GET";
http_method; content: "/Photos/Query.cgi?loginid="; http_uri;
classtype: trojan-activity; metadata: tag trojan; sid:8000135;
rev:20111227; reference:url,falcon.crowdstrike.com/intelligence/
reports/CSIR-12000;)
alert tcp $HOME_NET any -> $EXTERNAL_NET any (msg: "CrowdStrike
Putter Panda Beacon Message [CSIR-12007]"; content: "GET";
http_method; content: "/search5"; http_raw_uri; content: "?h1=";
http_uri; content: "&h2="; http_uri; content: "&h3="; http_uri;
content: "&h4="; http_uri; classtype: trojan-activity; metadata:
service http; sid:8000144; rev:20120424;
reference:url,falcon.crowdstrike.com/intelligence/reports/
CSIR-12007;)
```

ThreatQuotient provides the following default mapping for this feed:

FEED DATA PATH	THREATQ ENTITY	THREATQ OBJECT TYPE OR ATTRIBUTE KEY	PUBLISHED DATE	EXAMPLES	NOTES
N/A	Signature Name	N/A	N/A	N/A	Parsed from rules file
N/A	Signature Attributes	N/A	N/A	N/A	Parsed from rules file
N/A	Signature Tags	N/A	N/A	N/A	Parsed from rules file
N/A	Adversary Name	N/A	N/A	N/A	Parsed from rules file
N/A	Malware Value	N/A	N/A	N/A	Parsed from rules file
N/A	Indicator Value	MD5, SHA-1, SHA-256, SHA-512	N/A	N/A	Parsed from rules file

# Average Feed Run

 Object counts and Feed runtime are supplied as generalities only - objects returned by a provider can differ based on credential configurations and Feed runtime may vary based on system resources and load.

## CrowdStrike Actors (24h)

Scheduled Run with a 24 hour period

METRIC	RESULT
Run Time	1 minute
Adversaries	7
Adversary Attributes	269
Indicators	4
Vulnerabilities	4

## CrowdStrike Actors (manual)

Manual Run for all CrowdStrike Actors (January 01, 1997 - September 03, 2020)

METRIC	RESULT
Run Time	5 minutes
Adversaries	500
Adversary Attributes	18,296
Indicators	114
Vulnerabilities	114

## CrowdStrike Indicators (hourly)

Hourly Run

METRIC	RESULT
Run Time	5 minutes
Indicators	1,480
Indicator Attributes	7,267
Adversaries	27
Reports	398
Malware	30

---

## CrowdStrike MITRE

METRIC	RESULT
Run Time	1 minute
Adversary	7
Attack Pattern	1

## CrowdStrike Reports

METRIC	RESULT
Run Time	1 minute
Reports	13
Report Attributes	129
Adversaries	7

---

## CrowdStrike Reports (manual)

Manual Run for CrowdStrike Reports (January 01, 1997 - September 08, 2020)

<b>METRIC</b>	<b>RESULT</b>
<b>Run Time</b>	30 minutes
<b>Reports</b>	9,495
<b>Report Attributes</b>	78,660
<b>Adversaries</b>	141
<b>Attack Patterns</b>	248

## CrowdStrike Signatures (manual)

Manual Run for CrowdStrike Signatures (December 08, 2023 3:02 pm)

METRIC	RESULT
Run Time	8 minutes
Adversaries	172
Indicators	2
Malware	1,557
Signatures	5,687
Signature Attributes	20,433

## CrowdStrike Signatures

METRIC	RESULT
Run Time	1 minute
Adversaries	3
Malware	6
Signatures	11
Signature Attributes	51

---

# Known Issues / Limitations

## General

- Occasionally, CrowdStrike may respond with a `403 Forbidden` error even if the provided access token is still valid. CrowdStrike has attributed this to possible load balancing issues with their servers. In the event of receiving one of these errors, ThreatQ will attempt to re-authenticate on the first `403 Forbidden` received, and usually proceed without incident. If it occurs a consecutive time however, the feed run will complete with errors.

## CrowdStrike Indicators

- There could be cases where indicators ingested from CrowdStrike Indicators are not related to the reports ingested by CrowdStrike Reports. This is due to CrowdStrike Reports not creating relationships between these threat objects. CrowdStrike Indicators must be ran in order to relate the objects.
- Due to the enormous size of CrowdStrike's data throughput on their Indicators endpoint, ThreatQ strongly recommends an **hourly** run frequency and applying a number of filters via UI configuration parameters to pare down the amount of data CrowdStrike returns.
- MITRE ATT&CK Attack Patterns must have already been ingested by a previous run of the MITRE ATT&CK feeds in order for MITRE ATT&CK Attack Patterns extracted from an indicator's `MitREATTCK` labels to be related to the indicator. The following feeds ingest MITRE ATT&CK Attack Patterns:
  - MITRE ATT&CK CAPEC
  - MITRE ATT&CK ICS
  - MITRE Enterprise ATT&CK
  - MITRE Mobile ATT&CK
  - MITRE PRE-ATT&CK
- Sometimes, CrowdStrike may respond with a `500 Internal Server Error` even if the provided access token is still valid and the request query is properly formed. In the event of receiving one of these errors, ThreatQ will attempt to re-authenticate on the first `500 Internal Server Error` received, and usually proceed without incident. If it occurs a consecutive time however, the feed run will complete with errors.

---

## CrowdStrike Reports

- MITRE ATT&CK Attack Patterns must have already been ingested by a previous run of the MITRE ATT&CK feeds in order for MITRE ATT&CK Attack Patterns extracted from a report's `description` or `rich_text_description` fields to be related to the report. The following feeds ingest MITRE ATT&CK Attack Patterns:
  - MITRE ATT&CK CAPEC
  - MITRE ATT&CK ICS
  - MITRE Enterprise ATT&CK
  - MITRE Mobile ATT&CK
  - MITRE PRE-ATT&CK
- The PDF ingestion process is currently impacted by a ThreatQ Pynoceros limitation as of ThreatQ v5.29.1. This limitation can result in not all files being attached as intended. This issue will be addressed in future ThreatQ platform updates.

## CrowdStrike MITRE

- The new MITRE filter uses cache memory to load all MITRE ATT&CK data. This cache is refreshed every 24 hours.

---

# Change Log

- **Version 3.5.6**
  - Added a new configuration parameter to the CrowdStrike Reports feed: **Do Not Filter by Target Industry**. When enabled, all reports are ingested regardless of target industries, including those without any specified industries. This resolves an issue with the feed where reports without target industries were incorrectly ignored.
- **Version 3.5.5**
  - CrowdStrike Reports feed - added a new Configuration parameter:
    - **Ingest MITRE ATT&CK As** - configure the feed to ingest MITRE ATT&CK techniques as either Attack Patterns or TTP objects.
- **Version 3.5.4**
  - Added the following new configuration parameters to the **CrowdStrike Reports** feed:
    - **Report Type** - filter incoming data by report type.
    - **Target Industries** - filter incoming data by the targeted industry type.
- **Version 3.5.3**
  - Resolved an issue where the **CrowdStrike Reports** feed would relate indicators/vulnerabilities to adversaries despite the `Apply IOCs to Related Actors` parameter being disabled.
- **Version 3.5.2**
  - Added a new feed: **CrowdStrike MITRE**.
  - Added two new configuration parameters for all feeds:
    - **Enable SSL Certificate Verification** - enable or disable verification of the server's SSL certificate.
    - **Disable Proxies** - determines if the feed should honor proxy settings set in the ThreatQ UI.
  - Added a new known limitation entry for the CrowdStrike MITRE Feed - the new MITRE filter uses cache memory to load all MITRE ATT&CK data. This cache is refreshed every 24 hours.
  - Updated minimum ThreatQ version to 6.5.0.
- **Version 3.5.1**
  - Made the following updates to the CrowdStrike Indicators feed:

- Added a new configuration option: **Ingested Relationships**. This makes relating Malware and Adversaries to Indicators optional. This option is disabled by default. See this field's entry in the Configuration section for additional details.
  - Added a new configuration option: **Link Malware to Adversaries**. This adds a user field to link adversaries to malware, so you'll have tactical information about which adversaries use which malware.
  - Removed ingestion of MITRE ATT&CK Techniques (Attack Patterns) from the feed as it caused performance issues due to creating millions of relationships.
- **Version 3.5.0**
    - Resolved an issue with the CrowdStrike Reports feed that prevented the ingestion of related objects (File/PDF).
    - Added a new entry to the Known Issues chapter for the CrowdStrike Reports feed. A known ThreatQ Pynoceros limitation may result in not all files being attached as intended.
- **Version 3.4.0**
    - Updated the default user fields for the **CrowdStrike Indicators** feed.
    - Resolved an issue with the **CrowdStrike Actors** feed where CVE values were ingested as attributes.
    - Added the ability to bring in a full report as a related object (as a PDF File). You can use the new **Ingest Full Report** configuration parameter to set this feature.
    - Resolved an issue with the **CrowdStrike Reports** feed regarding relationships objects parsed from report and the report itself.
    - Updated the minimum ThreatQ version to 5.20.0
- **Version 3.3.1**
    - Removed the parsing of FQDN and URLs to prevent false positives.
    - Removed the Vendor Link attribute for reports as it is provided in the Report Description.
    - Resolved an issue where signatures would have attributes for the related hashes.
- **Version 3.3.0**
    - Resolved a FQL query issue that would result in 400 errors.
    - Added a new feed: CrowdStrike Signatures.
    - **CrowdStrike Reports** - added the following configuration parameters:

- 
- Parsed IOC Types
  - Parsing Options
  - Ingest CVEs As
  - Apply Selected Attributes to Parsed IOCs
  - The **Attack Phase** attribute has been renamed to **Kill Chain Phase** to align with the other feeds.
  - **CrowdStrike Indicators** - updated the follow configuration parameters:
    - Save CVE Data As field now defaults to Vulnerabilities.
    - CrowdStrike Malicious Confidence Levels field is now set to High by default.
  - The minimum ThreatQ version has been updated to version 5.9.0.
  - **Version 3.2.7**
    - Resolved an issue where IOCs from reports were not ingested.
  - **Version 3.2.6**
    - Resolved an issue where CrowdStrike reports did not contain a **sub\_type** key.
  - **Version 3.2.5**
    - Removed the **CrowdStrike Target Vertical Sectors** configuration filter as this option is no longer supported by the provider.
  - **Version 3.2.4**
    - Fixed an error that would occur when the received JSON data contained keys that had **None** as their value.
  - **Version 3.2.3**
    - Updated CrowdStrike Target Vertical Sectors configuration options for the CrowdStrike Indicators feed.
    - Removed the relationships between the related alias adversaries.
    - Updated all filter options to be enabled by default.
  - **Version 3.2.2**
    - Fixed the following issues:
      - where the response from CrowdStrike contains objects in an array that is missing an expected attribute.
      - a potential issue where response from CrowdStrike contains a region object with no value attribute.

- Added a new known Issue regarding ingested indicators are not related to the reports ingested by CrowdStrike Reports. See the CrowdStrike Indicators heading in the [Known Issues/Limitations](#) chapter for more details.
- **Version 3.2.1**
  - Fixed an issue where the response from CrowdStrike occasionally did not contain the expected attribute arrays.
  - The **Ingest Indirect Related Indicators** configuration option for the **CrowdStrike Indicators** feed is now disabled by default. See the [Configuration](#) chapter for more information on configuring the integration.
- **Version 3.1.2**
  - Added a new **API Host** configuration parameter that will allow you to select a CrowdStrike host. See step 4 in the [Configuration](#) chapter for more information.
  - Increased the API call limit for **CrowdStrike Indicators** to 10,000.
- **Version 3.1.1**
  - Added a new configuration option, **Ingest Indirect Related Indicators**, to CrowdStrike Indicators
  - Added a new configuration option, **CrowdStrike Indirect Related Indicator Types**, to CrowdStrike Indicators
- **Version 3.1.0**
  - Added the following new configuration options to CrowdStrike Indicators:
    - CrowdStrike Target Vertical Sectors
    - CrowdStrike Types
    - CrowdStrike Malicious Confidence Levels
    - CrowdStrike Kill Chain Phases
- **Version 3.0.3**
  - Fixed a bug which caused a Filter error to be raised by CrowdStrike Actors when parsing data for Solar Spider.
- **Version 3.0.2**
  - Fixed a bug which caused the Threat Type Attribute value of DDoS to be spaced as D Do S
  - Updated user fields to more accurately reflect CrowdStrike's naming conventions

- 
- Added CrowdStrike API Client Configuration section to documentation
  - **Version 3.0.1**
    - Fixed bug in the CrowdStrike Indicators filter chain to account for CrowdStrike report codes that are not accounted for by the CrowdStrike Reports API
  - **Version 3.0.0**
    - Rewritten for CrowdStrike's v3 API:
      - Added support for OAuth2 Authentication
      - Split single CrowdStrike Feed into three feeds:
        - CrowdStrike Actors
        - CrowdStrike Indicators
        - CrowdStrike Reports
  - **Version 1.0.0**
    - Initial release